

## An Innovation Study for Proceeding Private Cars Changes Observation in China & Tobacco Producing Amount Analysis through Sustainability I

Run Xu<sup>1</sup>, Changfu Jin<sup>2</sup>, Xiangilan Piao<sup>2</sup>, Yonggen Wu<sup>3</sup>, Wanhao Wu<sup>3</sup>, Jiaguang Liu<sup>3</sup>, Jing Yu<sup>3</sup>, Guanghui Yu<sup>3</sup>, Tianyi Yan<sup>4</sup>, Zhongchun Cao<sup>1</sup>, Boyong Hur<sup>1</sup>, Sugun Lim<sup>1</sup>, Huiling Jin<sup>1</sup>, Zhekui Quan<sup>1</sup>, Xiangying Zhu<sup>1</sup>, Yonggen Li<sup>1</sup>, Qinglin Jin<sup>1</sup>, Yizu Piao<sup>5</sup>, Zaihe Li<sup>5</sup>, Daye Shanben<sup>6</sup>, Zhiqiang Chen<sup>6</sup>, Tian Huang<sup>6</sup>, Xier Huang<sup>6</sup>, Lei Zhang<sup>6</sup>, Guodong Li<sup>6</sup>, Mingjian He<sup>6</sup>, Zaixin Gao<sup>7</sup>, Dongji Li<sup>7</sup>, Pingxi Cui<sup>8</sup>, Jianwei Han<sup>9</sup>, Qihan Li<sup>9</sup>, Dewen Cui<sup>9</sup>, Zhiquan Li<sup>9</sup>

1. Gyeongsang National University, School of Nano New Materials Engineering, Jinju 52828, Gyeongnam, South Korea
2. Yanbian University, College of Engineering, Dept. of Agricultural Machinery, Yanji city 133000, Jilin Province, China
3. Yantai Institute of Science & Technology, Yantai 264005, Shandong Province, China
4. Qingdao University, School of Electron-mechanical Engineering, Qingdao 266071, Shandong, China
5. Seoul Metal(HK) Co. Ltd, Dongguan 523000, Guangdong Province, China
6. Dechang Motor Co. Ltd, Shenzhen 518125, Guangdong Province, China
7. POSCO Co. Ltd, Zhangjiagang 215636, Suzhou city, Jiangsu Province, China
8. Samsung(Suzhou) Co. Ltd, Suzhou 215004, Jiangsu Province, China
9. Changchun University of Technology, school of Electron-mechanical Engineering, Changchun 13012, Jilin Province, China

\*Corresponding Author: Run Xu

DOI: <https://doi.org/10.5281/zenodo.20141636>

Article History	Abstract
<p><b>Original Research Article</b></p> <p><b>Received: 15-03-2026</b></p> <p><b>Accepted: 20-04-2026</b></p> <p><b>Published: 12-05-2026</b></p>	<p><i>In this paper the private cars number is searched and find that the private cars amount by provinces might show 32 million &amp; 25 million ones by Guangdong &amp; Jiangsu provinces correspondingly in 2024 to express Guangdong province higher car making capacities. The y-y value would exhibit around 14% by both of them indicated their upwards growth steps. The more cars quantity could show the more GDP value produced by auto-makers and mean the more people may start to drive with comfortness and convenience sense. So that they may enjoy the travel and visit one place in advance compared with other who has not car by now like sluggish region and countries. Therefore, the more advance economy status would create the more private cars for them to use that is a eminent demonstration presently. It will be shared importantly by some parts with rich-family whose economic conditions is better than others. So around one-third family can have their private car according to calculating result from above data in China now. We should continue to develop our automobile making capacity for the sake of making it into each family gradually and eventually, which may become our destination for making happy travel and treating customers in agenda. We can visit the remote place in weekend and go to restaurant every some days to share more delicious meal chosen the best one. On the other hand, the steel producing amount by nations might show 48.3~10.8 million tons by China~India correspondingly in 1985 to record China strong steel making capacity. The y-y value might show -2%~3.5% by Japan~India respectively exhibited their mediate developed steps. In contrast, the China remained 6% with upwards growth step. As we knew, the enough steel producing capacities might cause the whole industrial field enhancement so as to build ship, vehicle, architecture etc. many aspects. Thereby, the strategic plan would be proposed through erecting a certain modeling equations to make sure the best amount and maximum &amp; minimum ones for us to infer. Up-grade steel producing flow-line with lowest-cost and best-quality &amp; high-efficiency will be in front of us, that means the more demand and requirements recently and in future.</i></p> <p><b>Keywords:</b> an innovation study, proceeding tobacco producing amount analysis, private cars amount in Chinese provinces, through sustainability.</p>
<p><b>Copyright © 2026 The Author(s):</b> This is an open-access article distributed under the terms of the Creative Commons Attribution 4.0 International License (CC BY-NC) which permits unrestricted use, distribution, and reproduction in any medium for non-commercial use provided the original author and source are credited.</p> <p><b>Citation:</b> Run Xu, Changfu Jin, Xiangilan Piao, Yonggen Wu, Wanhao Wu, Jiaguang Liu, Jing Yu, Guanghui Yu, Tianyi Yan, Zhongchun Cao, Boyong Hur, Sugun Lim, Huiling Jin, Zhekui Quan, Xiangying Zhu, Yonggen Li, Qinglin Jin, Yizu Piao, Zaihe Li, Daye Shanben, Zhiqiang Chen, Tian Huang, Xier Huang, Lei Zhang, Guodong Li, Mingjian He, Zaixin Gao, Dongji Li, Pingxi Cui, Jianwei Han, Qihan Li, Dewen Cui, &amp; Zhiquan Li. (2026). An innovation study for proceeding private cars changes observation in China &amp; tobacco producing amount analysis through sustainability I. UKR Journal of Multidisciplinary Studies (UKRJMS), 2(5), 75-80.</p>	

## 1. Introduction

The high-technique product and skill will become more significant than ever because AI (artificial intelligence) technique replaces the automatic and man-work flow-lines in a maker largely according to News report. So that those high-tech skill will transform into the product making ability may occupy a more important task for our scientist and engineers to deal with. Therein, the many AI Robots have to enter the maker workshop to efficient work for men will be prevalent and low cost. At the same time, the AI Robot making makers will stand in the mount peak to proceed all kinds of experiment trials and expand those function software and hardware that may be instructed collaboratively by the university PhD who grasped some important message. Through contacting those cooperation experiment with parameters like temperature, time and deviation scope grasping conditions might be exhibited between them which may play an important effectiveness on how to produce the new product more precisely and having low-cost features. Another one will erect the product equipment like processing machine, automatic flow-equipment which may be depending on the out-source-enterprise with the demand condition. Then the scientists will give his opinions to the deviation endurance which makes the possible making capacity upwards and looks forwards to enduring more time without main error.

The tertiary industry would involve on service business like high-technique-service office for enterprises influence in one region whose making purchase order and complaint so as to request more orders from the maker in neighbor maker and sale centers. They will transfer message from the ultimate customer to factory for improving their some function continuously as a consultation company. On the other hand, the whole GDP increasement might influence the tertiary one reversely due to enough income could raise our consumption capacity, special in service business. However the which business we could proceed the GDP factors will be enhanced from their physical & brain labors. Thereby, whatever you pursued the certain dedication to our society progression at all.

At the end the tertiary one role is made strong more and more when seeing the GDP value, therefore more and more stores and offices will be allocated in city for the sake of acquiring more information about their products. Meantime, the special sale stores will be much than ever like Huawei handphone and i-pad even portable computer which is a high-light in a department lobby. Their aim at increasing sale amount is one aspect firstly, then sell EV etc. new concept electric auto is two one. As we knew the price difference between them might attain more than 50 times. So that the perspective will be watched special in the tertiary industry which may create more profitable mediate-

life consumption less than ten years. Maybe after decade the humanoid robots would enter our life like family, coffee store & canteen in light of present tendency and development, so we might share the automatic time in advance. [1~18]

## 2. Discussions

In this study, the Chinese provinces private cars and nations steel producing amount would be searched in detail. It is found that the top province's car ownership attains 32 million by Guangdong province and then 25 million by Jiangsu province correspondingly in 2024. Therefore, it means that in those two provinces they have one car in every family entirely. It represents that the world present level will be attained by top four of them in advance. Thereby, it enhances the whole industry level and ability as an important secondary industry in China now. On the other hand, the China steel producing level in 1992 might attain 88 million tons with 11% y-y value per year. It means that each people in China had above 70Kg steel capacity while the Japan had 0.9 tons per capita that indicated the latter Japan would be 14 times compared with the former China per capita.

### 2.1 Tobacco producing amount analysis

The tobacco producing amount analysis might show 9.2 & 1.8 ten thousand tons by Shandong & Anhui provinces in 1954 correspondingly in terms of Figure 1 to show Shandong one forwards developed level. The y-y value might indicate 35% & -18% by them accordingly expressed the Shandong most forwards growth steps.

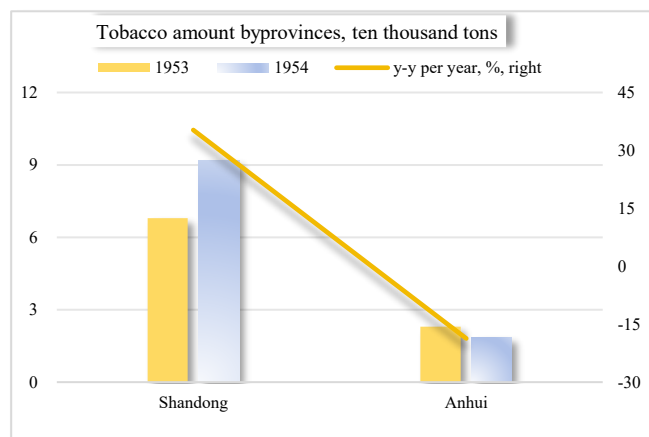


Figure 1 The tobacco producing amount analysis. [1]

On the other side, the tobacco producing amount analysis might show 9.2 & 1.3 ten thousand tons by Henan & Guizhou provinces in 1954 correspondingly in terms of Figure 2 to show Shandong one forwards developed level. The y-y value might indicate 15% & 10% by them accordingly expressed their forwards growth steps.

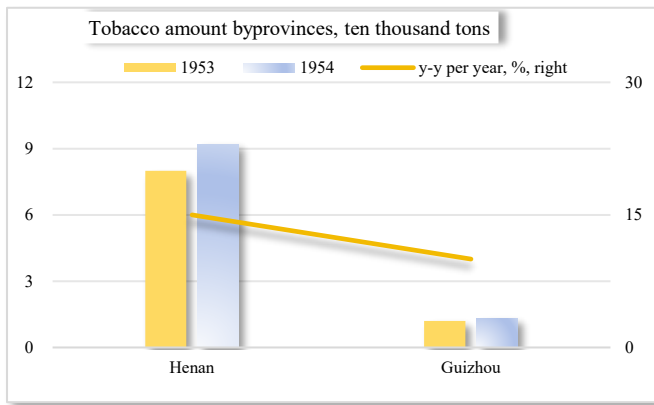


Figure 2 The tobacco producing amount analysis I. [1]

On the other side, the tobacco producing amount analysis might show 1.6 & 1.2 ten thousand tons by Liaoning & Yunnan provinces in 1954 correspondingly in terms of Figure 3 to show their forwards developed level. The y-y value might indicate 66% & 82% by them accordingly expressed their most forwards growth steps.

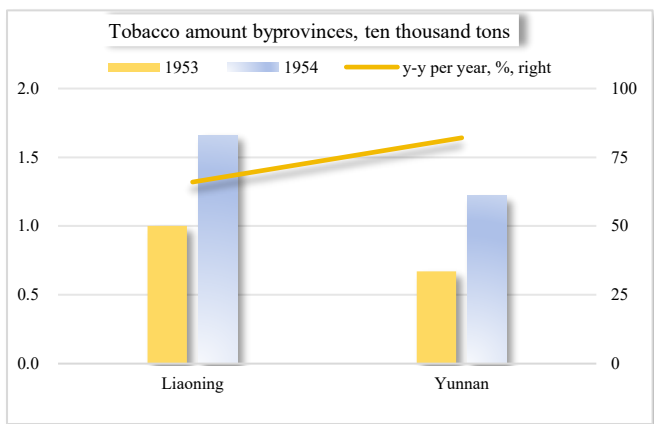


Figure 3 The tobacco producing amount analysis II. [1]

On the other side, the tobacco producing amount analysis might show 6 & 0.7 thousand tons by Jilin & Sichuan provinces in 1954 correspondingly in terms of Figure 3 to show Jilin one forwards developed level. The y-y value might indicate 28% & 58% by them accordingly expressed their most forwards growth steps.

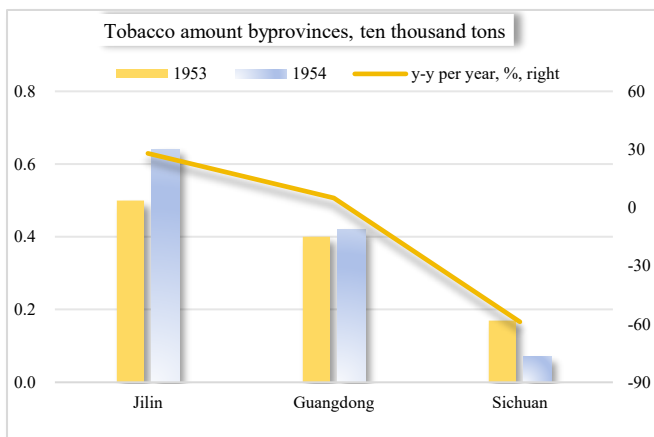


Figure 4 The tobacco producing amount analysis II. [1]

## 2.2 The private cars amount in China

The private cars amount analysis might show 1.5 million & 0.6 million by Guangdong & Jiangsu provinces in 1999 correspondingly in terms of Figure 5 to show their forwards developed level. The y-y value might indicate around 25% & 14% by them accordingly expressed their more forwards increasing steps.

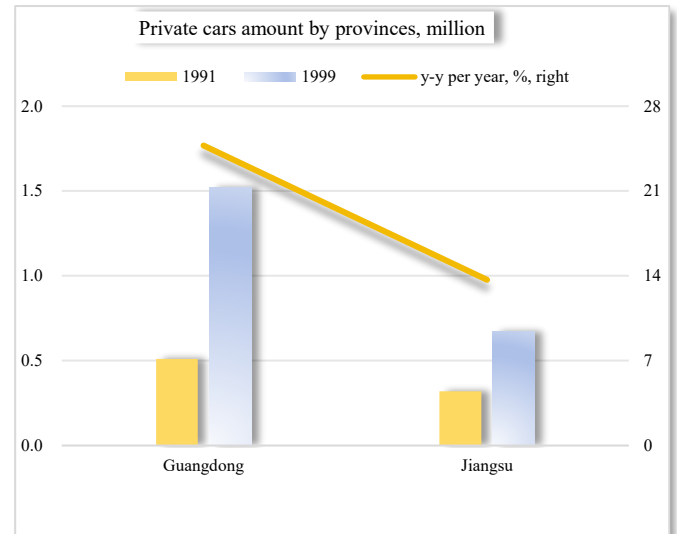


Figure 5 The private cars amount analysis. [2]

Meantime, the private cars amount analysis might show 1.5 million & 0.6 million by Sichuan & Henan provinces in 2007 correspondingly in terms of Figure 6 to show their forwards developed level. The y-y value might indicate around 20% by both of them expressed their more forwards increasing steps.

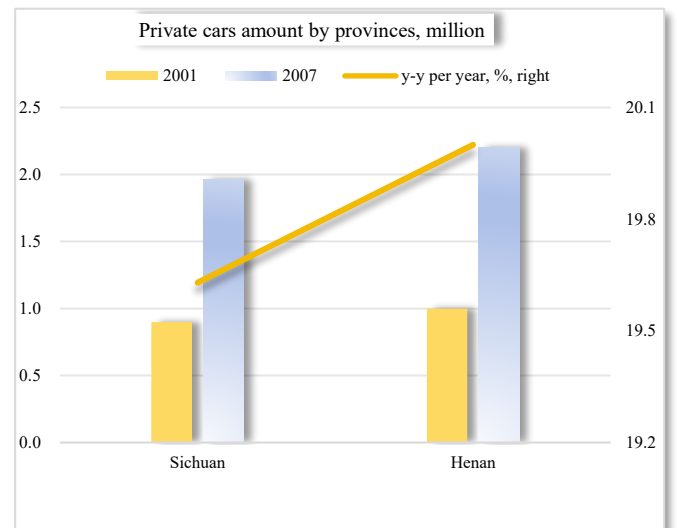


Figure 6 The private cars amount analysis III. [2]

Meantime, the private cars amount analysis might show 1.5 million & 0.6 million by Liaoning & Shanghai ones in 2007 correspondingly in terms of Figure 7 to show their forwards developed level. The y-y value might indicate 17.4% & 16% by them accordingly expressed their more forwards increasing steps.

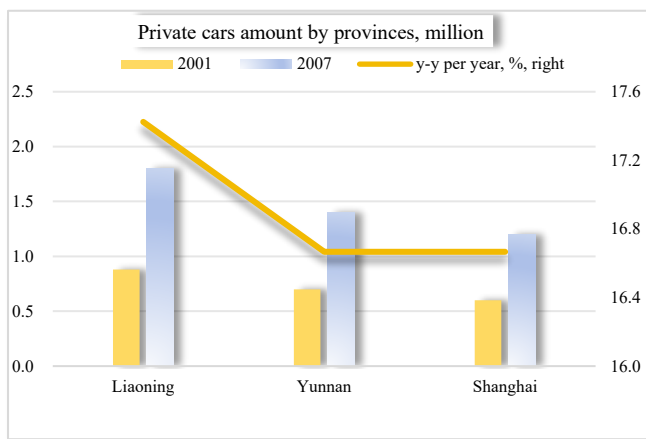


Figure 7 The private cars amount analysis IV. [2]

Overall, the new quality productivity and promoting kinetic and efficiency, high-profit and low-cost technique and service business and product should be continuing to cultivate for us to take up the whole industry modernization and industrialization for maintaining next decade years and maybe more time for our engineers and experts to process immediately. Maybe those innovations would bring up the much time and money to erect, so that the many employees would be recruited by the transforming into the latest equipment through many of scientist and senior engineers to participate in those big innovations mostly at each business and department so as to enhance the labor entity and endeavour performance that may occupy more important transformation course with a long time. Therefore, the interdisciplinary scientists and graduates will become a promise mission to wield at that transformation activities like the fuel vehicle into electric one whose change must take up many conflicts of interest with difficult progress which is anticipated. The transformation from capital-concentration to technique-one need to be praised and advocated while the making product changes from secondary to tertiary one. [19~22]

### 3. Conclusions

In this paper the private cars number is searched and find that the private cars amount by provinces might show 32 million & 25 million ones by Guangdong & Jiangsu provinces correspondingly in 2024 to express Guangdong province higher car making capacities. The y-y value would exhibit around 14% by both of them indicated their upwards growth steps. The more cars quantity could show the more GDP value produced by auto-makers and mean the more people may start to drive with comfortness and convenience sense. So that they may enjoy the travel and visit one place in advance compared with other who has not car by now like sluggish region and countries. Therefore, the more advance economy status would create the more private cars for them to use that is a eminent demonstration presently. It will be shared importantly by some parts with rich-family

whose economic conditions is better than others. So around one-third family can have their private car according to calculating result from above data in China now. We should continue to develop our automobile making capacity for the sake of making it into each family gradually and eventually, which may become our destination for making happy travel and treating customers in agenda. We can visit the remote place in weekend and go to restaurant every some days to share more delicious meal chosen the best one. On the other hand, the steel producing amount by nations might show 48.3~10.8 million tons by China~India correspondingly in 1985 to record China strong steel making capacity. The y-y value might show -2%~3.5% by Japan~India respectively exhibited their mediate developed steps. In contrast, the China remained 6% with upwards growth step. As we knew, the enough steel producing capacities might cause the whole industrial field enhancement so as to build ship, vehicle, architecture etc. many aspects. Thereby, the strategic plan would be proposed through erecting a certain modeling equations to make sure the best amount and maximum & minimum ones for us to infer. Up-grade steel producing flow-line with lowest-cost and best-quality & high-efficiency will be in front of us, that means the more demand and requirements recently and in future.

### References

1. Tobacco producing amount, May 5, 2026
2. The private cars amount by provinces, May 6, 2026
3. Run Xu, Younwook Kim, A New Research on Proceeding China Provinces GDP Analysis through Sustainability II, UKR Journal of Economics, Business and Management, 2(4), 2026, 104~108, DOI: <https://doi.org/10.5281/zenodo.19606147> **Impact factor: 4.33**
4. Run Xu, Younwook Kim, A New Research on Proceeding China Provinces GDP Analysis through Sustainability, UKR Journal of Economics, Business and Management, 2(4), 2026, 98~103, DOI: <https://doi.org/10.5281/zenodo.19605900>
5. Run Xu, Younwook Kim, A New Research about Proceeding China Provinces GDP & Guangdong Cities GDP & Domestic Revenue Provinces Analysis through Sustainability, UKR Journal of Economics, Business and Management, 2(4), 2026, 92~97, DOI: <https://doi.org/10.5281/zenodo.19605673>
6. Run Xu, Younwook Kim, A New Research on Proceeding China Provinces GDP Analysis through Sustainability I, UKR Journal of Economics, Business and Management, 2(4),

2026, 87~91, DOI: <https://doi.org/10.5281/zenodo.19605458>

7. Run Xu, Younwook Kim, A New Research about Proceeding China Provinces GDP & Guangdong Cities GDP Analysis by Sustainability, UKR Journal of Economics, Business and Management, 2(4), 2026, 82~86, DOI: <https://doi.org/10.5281/zenodo.19605166>
8. Run Xu, Younwook Kim, A New Research about Proceeding China Provinces GDP Analysis by Sustainability III, UKR Journal of Economics, Business and Management, 2(4), 2026, 76~81, DOI: <https://doi.org/10.5281/zenodo.19604975>
9. Run Xu, Younwook Kim, A New Research about Proceeding Chinese Top Provinces & Israel GDP Analysis through Sustainability, UKR Journal of Multidisciplinary Studies, 2(4), 2026, 69~73, DOI: <https://doi.org/10.5281/zenodo.19648871>  
**Impact factor: 4.2**
10. Run Xu, Younwook Kim, A New Research about Proceeding Chinese Top Provinces & Israel GDP Analysis through Sustainability, UKR Journal of Multidisciplinary Studies, 2(4), 2026, 74~78, DOI: <https://doi.org/10.5281/zenodo.19649162>  
**Impact factor: 4.2**
11. Run Xu, Younwook Kim, A New Research about Proceeding Chinese Top Provinces GDP Analysis through Sustainability V, UKR Journal of Economics, Business and Management, 2(4), 2026, 165~169, DOI: <https://doi.org/10.5281/zenodo.19674929> **Impact factor: 4.33**
12. Run Xu, Younwook Kim, A New Research about Proceeding Chinese Top Provinces GDP and ChinaJapan &India states GDP Analysis through Sustainability, UKR Journal of Economics, Business and Management, 2(4), 2026, 170~174, DOI: <https://doi.org/10.5281/zenodo.19675085>  
**Impact factor: 4.33**
13. Run Xu, Zhenguo Li, Xianglan Piao, Changfu Jin, An Innovation Study on Proceeding Henan & Fujian Provinces GDP Analysis and Big Population Provinces Changes through Sustainability, UKR Journal of Multidisciplinary Studies, 2(4), 2026, 159~164, DOI: <https://doi.org/10.5281/zenodo.19826896> Impact factor: 4.2
14. Run Xu, Zhenguo Li, Xianglan Piao, Changfu Jin, An Innovation Study on Resident Disposal Incoming per capita and Journal of Cancer Research Reviews & Reports and International Conference on AI, Data Science, Cybersecurity, Cloud Architectures, and Software Engineering with Sustainability, UKR Journal of Multidisciplinary Studies, 2(4), 2026, 153~158, DOI: <https://doi.org/10.5281/zenodo.19826333> Impact factor: 4.2
15. Run Xu<sup>1</sup>, Zhenguo Li, Yonggen Wu, Tao Yu, An Innovation Research about Processing China Provinces & Swiss GDP Variation Analysis & Nations Marketing Corporation Total Amount Changes & University of Toronto Academic Research by Sustainability, UKR Journal of Multidisciplinary Studies, 2(4), 2026, 147~152, DOI: <https://doi.org/10.5281/zenodo.198208889>
16. Run Xu, Zhenguo Li, Xianglan Piao, Zhejiu Jin, Boyong Hur, An Innovation Study on Proceeding Subject for the Archives of Engineering and Technology and Big Population Provinces and SOC Chargeable Time with CATL through Sustainability, UKR Journal of Multidisciplinary Studies, 2(4), 2026, 141~146, DOI: <https://doi.org/10.5281/zenodo.198208494>
17. Run Xu, Zhenguo Li, Xianglan Piao, Changfu Jin, An Innovation Research of Henan & Fujian Cities GDP & Textile & Clothing Exportation Rate through Sustainability, UKR Journal of Multidisciplinary Studies, 2(4), 2026, 135~140, DOI: <https://doi.org/10.5281/zenodo.198207775>
18. Run Xu, Yonggen Wu, Taobao Yu, Zhengguo Li, Changfu Jin, Boyong Hur, Sugun Lim, Younwook Kim, An Innovation Study for Proceeding University of Toronto Faculty Force & 2024 Chinese Top Cities GDP Changes with Sustainability, UKR Journal of Economics, Business and Management, 2(4), 2026, 407~412, DOI: <https://doi.org/10.5281/zenodo.19908323>  
**Impact factor: 4.33**
19. Run Xu, Zhenguo Li, Xianglan Piao, Zhejiu Jin, Yonggen Wu, Boyong Hur, Sugun Lim, Younwook Kim, Bingguan Jin, Zhicheng Han, Xianglie Jin, An Innovation Study for Proceeding 2025 Q1 Chinese Top Cities GDP Analysis and Product Level Quality, Efficiency & Cost Relevant Connection with Sustainability, UKR Journal of Economics, Business and Management, 2(4), 2026, 413~418, DOI: <https://doi.org/10.5281/zenodo.19908762>  
**Impact factor: 4.33**
20. Run Xu, Younwook Kim, A New Research on Proceeding China Provinces GDP per capita & its Cities GDP Analysis through Sustainability, UKR

Journal of Multidisciplinary Studies, 2(4), 2026,  
43~47, DOI:

<https://doi.org/10.5281/zenodo.19301988> **Impact**

**factor: 4.2**

21. Run Xu, An Innovation Searching for Prospering Financial Reformation like Stock's Sectors Increasing Amount and Economy GDP & its Per Capita Enhancement on Scientists Sustainably, UKR Journal of Economics, Business and

Management, Volume 1, Issue 10, 2025, 153~157

**Impact factor 4.33**

22. Run Xu, An Innovation Searching for Prospering Economy GDP Enhancement with Different Regions on Scientists with Sustainability, UKR Journal of Economics, Business and Management, Volume 1, Issue 10, 2025, 148~152 **Impact factor 4.33**