

## An Innovation Study for Proceeding Chinese Exportation Amount in 2026 Q1 & Chinese, US & India States GDP Analysis through Sustainability

Run Xu<sup>1</sup>, Changfu Jin<sup>2</sup>, Xiangilan Piao<sup>2</sup>, Boyong Hur<sup>1</sup>, Sugun Lim<sup>1</sup>, Dongming Jin<sup>1</sup>, Bingxu Zhao<sup>1</sup>, Yunchang Bai<sup>1</sup>, Yonggen Wu<sup>3</sup>, Guanghui Yu<sup>3</sup>, Wanhao Wu<sup>3</sup>, Tao Yu<sup>3</sup>

<sup>1</sup>Gyeongsang National University, School of Nano New Materials Engineering, Jinju 52828, Gyeongnam, South Korea.  
<sup>2</sup>Yanbian University, College of Engineering, Dept. of Agricultural Machinery, Yanji city 133000, Jilin Province, China.  
<sup>3</sup>Yantai Institute of Science & Technology, Yantai 264005, Shandong Province, China.

\*Corresponding Author: Run Xu  
 DOI: <https://doi.org/10.5281/zenodo.20098739>

Article History	Abstract
Original Research Article	<p><i>The GDP(gross domestic product) as an important parameters could affect our live quality and level according to increasing its value continually by us with a certain working behaviors in each occupation. So that the high value might be retained year by year like having travel and buying daily consumption with cheaper price in those nations and cities besides visiting the beautiful scenery in that interesting spots and playing activities excitingly for winning the award. All of those activities must need some money to spend expenditure, so that we should earn more money in our daily working time. Thereby, depending on our incoming we can do many things to live more convenient life with regards to our likeness and willing, like visiting longer distance to experience the exotic food and scenes with hand-phone camera for the sake of retaining good green mountain &amp; blue sea beach memory. We should take many exotic scenery photos that may depend on our salary to obtain the opportunity to visit other continents like east-middle the combination between sea beach and city, Hawaii with island ones at moderate temperature etc. Only if we could be enjoyed the remote distance travel the more inspired idea can be carried out by us. The more good GDP and fostering innovation creation may be attained more quickly after returning back mainland. So that the many money can bring up new inspiration and exciting mind that affects our creativity positively. We should look for the relevant date about the economic message to catch the instant spiritual moment. Therefore, the possible forecast may be based on the innovation time. We could see many scientists working for the mathematical deduction for the sake of acquiring the basis rules achievement for the service one like security ones and high-technique performances continuously. Enhance, the more endeavour should be invested on the relevant problems in order to progress our forward growth steps urgently and hopefully. On the other hand, the employment rate would be declined continuously for decreasing the leisure time. Let them go out to seek and find the new opportunities and to be educated in economy class like accountant certificate, mechanic certificate &amp; electrician one etc. Thereby, we could do many related working for constant income through spending more time to fix and maintain their expertise equipment urgently. At the end, the positive consumption behavior might be bringing up the entire economy raise from the domestic and foreign trade markets in all of the world.</i></p> <p><b>Keywords:</b> an innovation study, Chinese exportation amount in 2026 Q1, Chinese, US &amp; India states GDP analysis, through sustainability.</p>
Received: 10-03-2026	
Accepted: 17-04-2026	
Published: 09-05-2026	
<p>Copyright © 2026 The Author(s): This is an open-access article distributed under the terms of the Creative Commons Attribution 4.0 International License (CC BY-NC) which permits unrestricted use, distribution, and reproduction in any medium for non-commercial use provided the original author and source are credited.</p>	
<p><b>Citation:</b> Run Xu, Changfu Jin, Xiangilan Piao, Boyong Hur, Sugun Lim, Dongming Jin, Bingxu Zhao, Yunchang Bai, Yonggen Wu, Guanghui Yu, Wanhao Wu, &amp; Tao Yu. (2026). <i>An innovation study for proceeding Chinese exportation amount in 2026 Q1 &amp; Chinese, US &amp; India states GDP analysis through sustainability</i>. UKR Journal of Multidisciplinary Studies (UKRJMS), 2(5), 39-45.</p>	

## 1. Introduction

The high-technique product and skill will become more significant than ever because AI (artificial intelligence) technique replaces the automatic and man-work flow-lines in a maker largely according to News report. So that those high-tech skill will transform into the product making ability may occupy a more important task for our scientist and engineers to deal with. Therein, the many AI Robots have to enter the maker workshop to efficient work for men will be prevalent and low cost. At the same time, the AI Robot making makers will stand in the mount peak to proceed all kinds of experiment trials and expand those function software and hardware that may be instructed collaboratively by the university PhD who grasped some important message. Through contacting those cooperation experiment with parameters like temperature, time and deviation scope grasping conditions might be exhibited between them which may play an important effectiveness on how to produce the new product more precisely and having low-cost features. Another one will erect the product equipment like processing machine, automatic flow-equipment which may be depending on the out-source-enterprise with the demand condition. Then the scientists will give his opinions to the deviation endurance which makes the possible making capacity upwards and looks forwards to enduring more time without main error.

The tertiary industry would involve on service business like high-technique-service office for enterprises influence in one region whose making purchase order and complaint so as to request more orders from the maker in neighbor maker and sale centers. They will transfer message from the ultimate customer to factory for improving their some function continuously as a consultation company. On the other hand, the whole GDP increasement might influence the tertiary one reversely due to enough income could raise our consumption capacity, special in service business. However the which business we could proceed the GDP factors will be enhanced from their physical & brain labors. Thereby, whatever you pursued the certain dedication to our society progression at all.

At the end the tertiary one role is made strong more and more when seeing the GDP value, therefore more and more stores and offices will be allocated in city for the sake of acquiring more information about their products. Meantime, the special sale stores will be much than ever like Huawei handphone and i-pad even portable computer which is a high-light in a department lobby. Their aim at increasing sale amount is one aspect firstly, then sell EV etc. new concept electric auto is two one. As we knew the price difference between them might attain more than 50 times. So that the perspective will be watched special in the tertiary industry which may create more profitable mediate-

life consumption less than ten years. Maybe after decade the humanoid robots would enter our life like family, coffee store & canteen in light of present tendency and development, so we might share the automatic time in advance. [1~21]

## 2. Discussions

### 2.1 Chinese exportation amount in 2026 Q1

The Chinese exportation amount in 2026 Q1 analysis might show 226~160 billion yuan by Jinhua~Hangzhou correspondingly according to Figure 1 to show Jinhua higher exportation capacity. The y-y value might attain 17%~8.7% by them exhibited their forwards development steps. In contrast, the Wuxi city realized 32% y-y value with the most forwards development step.

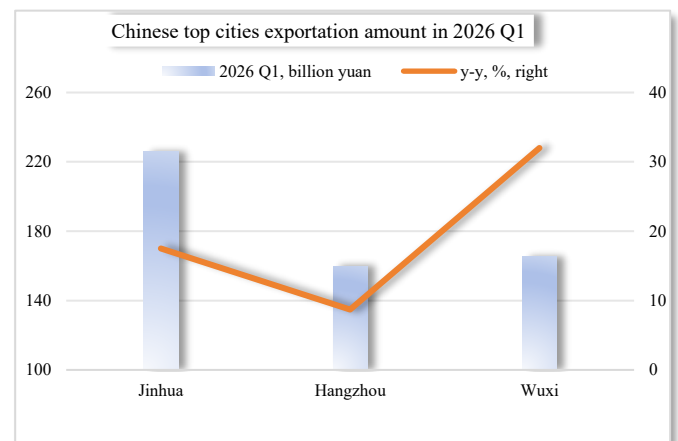


Figure 1 The Chinese exportation amount in 2026 Q1 analysis. [1]

On the other hand, the Chinese exportation amount in 2026 Q1 analysis might show 153~145 billion yuan by Chongqing~Beijing correspondingly according to Figure 2 to show their high-mediate exportation capacity. The y-y value might attain 27%~0.8% by them exhibited their forwards development steps. In contrast, the Xian city realized 95% y-y value with the most upwards development step.

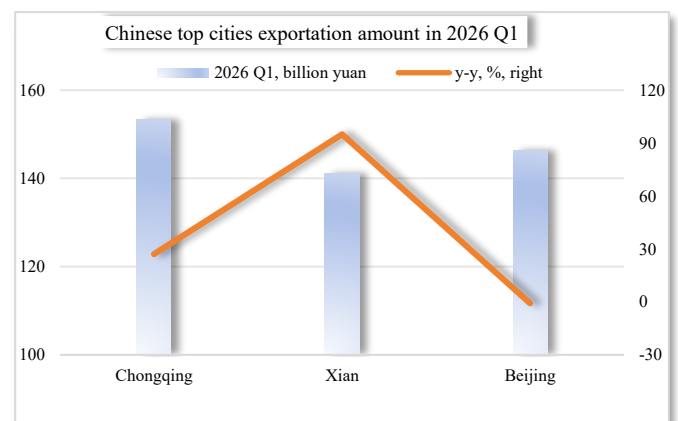


Figure 2 The Chinese exportation amount in 2026 Q1 analysis I. [1]

On the other hand, the Chinese exportation amount in 2026 Q1 analysis might show 130~105 billion yuan by Qingdao~Zhengzhou correspondingly according to Figure 3 to show their more mediate exportation capacity. The y-y value might attain 1.7%~10% by them exhibited their upwards development steps. In contrast, the Xiamen city realized 11% y-y value with the most forwards development step.



Figure 3 The Chinese exportation amount in 2026 Q1 analysis II. [1]

In the final, the Chinese exportation amount in 2026 Q1 analysis might show 120~93 billion yuan by Chengdu~Hefei correspondingly according to Figure 4 to show Chengdu higher exportation capacity. The y-y value might attain 1.5%~41% by them exhibited their upwards development steps. In contrast, the Foshan city realized 8% y-y value with the mediate development step.

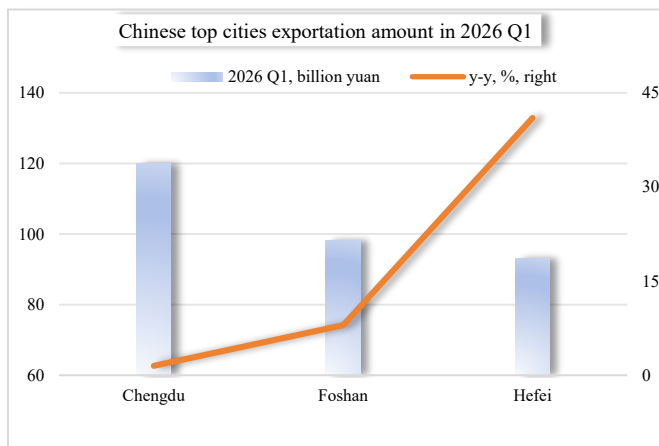


Figure 4 The Chinese exportation amount in 2026 Q1 analysis III. [1]

## 2.2 Chinese, US & India states GDP analysis

The Chinese cities GDP analysis might show 3,868 & 1,932 billion dollars by California ~Guangdong in 2023 correspondingly in terms of Figure 5 to record California state high economy level. The y-y value would show 6% & 7% nominal GDP by them accordingly realized their mediate developed steps.

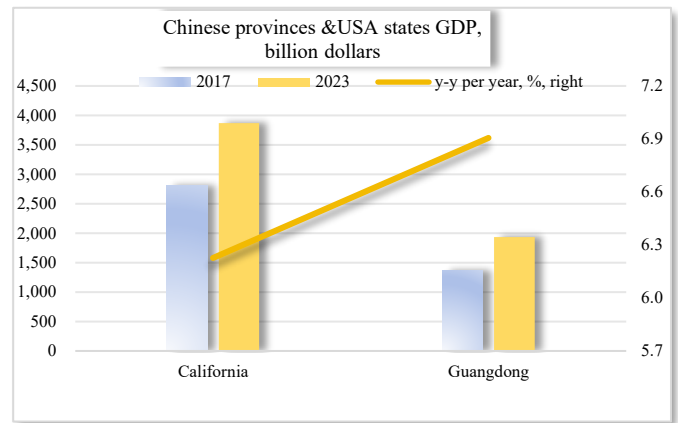


Figure 5 The Chinese, US & India states GDP analysis. [2]

The Chinese cities GDP analysis might show 2,566 & 1,832 billion dollars by Texas ~Jiangsu one in 2023 correspondingly in terms of Figure 6 to record their states high economy level. The y-y value would show around 8% nominal GDP by both of them realized their mediate developed steps.

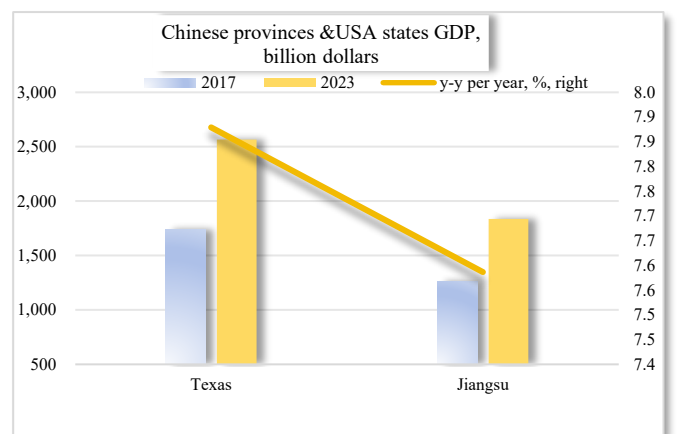


Figure 6 The Chinese, US & India states GDP analysis I. [2]

On the other side, the Chinese cities GDP analysis might show 1,087 & 1,320 billion dollars by Illinois & Shandong in 2023 correspondingly in terms of Figure 7 to record their states high economy level. The y-y value would show 5% & 7% nominal GDP by them accordingly realized their mediate developed steps.

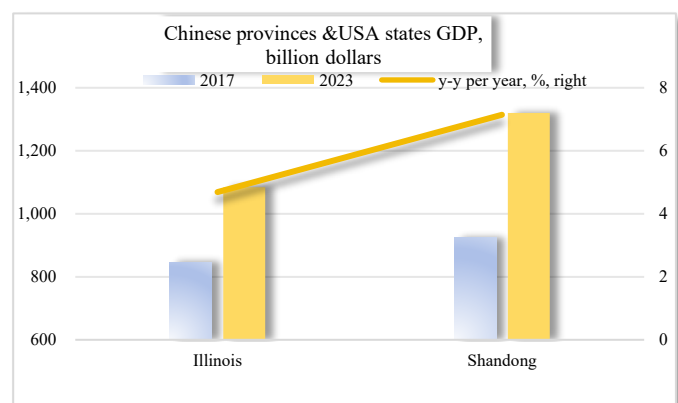


Figure 7 The Chinese, US & India states GDP analysis II. [2]

Overall, the new quality productivity and promoting kinetic and efficiency, high-profit and low-cost technique and service business and product should be continuing to cultivate for us to take up the whole industry modernization and industrialization for maintaining next decade years and maybe more time for our engineers and experts to process immediately. Maybe those innovations would bring up the much time and money to erect, so that the many employees would be recruited by the transforming into the latest equipment through many of scientist and senior engineers to participate in those big innovations mostly at each business and department so as to enhance the labor entity and endeavour performance that may occupy more important transformation course with a long time. Therefore, the interdisciplinary scientists and graduates will become a promise mission to wield at that transformation activities like the fuel vehicle into electric one whose change must take up many conflicts of interest with difficult progress which is anticipated. The transformation from capital-concentration to technique-one need to be praised and advocated while the making product changes from secondary to tertiary one. [22~31]

### 3. Conclusions

The GDP(gross domestic product) as an important parameters could affect our live quality and level according to increasing its value continually by us with a certain working behaviors in each occupation. So that the high value might be retained year by year like having travel and buying daily consumption with cheaper price in those nations and cities besides visiting the beautiful scenery in that interesting spots and playing activities excitingly for winning the award. All of those activities must need some money to spend expenditure, so that we should earn more money in our daily working time. Thereby, depending on our incoming we can do many things to live more convenient life with regards to our likeness and willing, like visiting longer distance to experience the exotic food and scenes with hand-phone camera for the sake of retaining good green mountain & blue sea beach memory. We should take many exotic scenery photos that may depend on our salary to obtain the opportunity to visit other continents like east-middle the combination between sea beach and city, Hawaii with island ones at moderate temperature etc. Only if we could be enjoyed the remote distance travel the more inspired idea can be carried out by us. The more good GDP and fostering innovation creation may be attained more quickly after returning back mainland. So that the many money can bring up new inspiration and exciting mind that affects our creativity positively. We should look for the relevant date about the economic message to catch the instant spiritual moment. Therefore, the possible forecast may be based on the innovation time. We could see many

scientists working for the mathematical deduction for the sake of acquiring the basis rules achievement for the service one like security ones and high-technique performances continuously. Summarily, enhance, the more endeavour should be invested on the relevant problems in order to progress our forward growth steps urgently and hopefully. On the other hand, the employment rate would be declined continuously for decreasing the leisure time. Let them go out to seek and find the new opportunities and to be educated in economy class like accountant certificate, mechanic certificate & electrician one etc. Thereby, we could do many related working for constant income through spending more time to fix and maintain their expertise equipment urgently. At the end, the positive consumption behavior might be bringing up the entire economy raise from the domestic and foreign trade markets in all of the world.

### References

1. Chinese exportation amount in 2026 Q1 analysis, May 3, 2026
2. The Chinese, US & India states GDP changes, May 3, 2026
3. Run Xu, The Searching for Analyzing the China & European Industrial Production Comparison & the 2026 Nature Index Ranking of Chinese Top Universities Sustainably through Observing Statistic Data, MSI Journal of Economics and Business Management, Volume-3, Issue-3 (March - 2026), 1~12, <https://zenodo.org/records/18851927>
4. Run Xu, The Searching for Analyzing the Nation's Economy Strength GDP and The Top Nations' Industrial Production Comparison Sustainably through Observing Historical Statistic Value, MSI Journal of Multidisciplinary Research, Volume-3, Issue-3 (March-2026), 1~11, <https://zenodo.org/records/18853698> **Impact Factor: 4.0**
5. Run Xu, The Searching for Analyzing the Nation's Economy Strength GDP & Top Nations' Industrial Production Comparison & China cities index of development etc. Sustainably through Observing Historical Statistic Value, MSI Journal of Multidisciplinary Research, Volume-3, Issue-3 (March-2026), 1~11, <https://zenodo.org/records/18853807> **Impact Factor: 4.0**
6. Run Xu, The Searching for Analyzing the GDP per capita variation with Chinese Provinces Comparison Sustainably through Observing Statistic Data, MSI Journal of Multidisciplinary Research, Volume-3, Issue-3 (March-2026), 1~11,

<https://zenodo.org/records/18861312>      **Impact Factor: 4.0**

7. Run Xu\*, Sangshik Kim, Boyong Hur, An Innovation Searching for the Top Continent Nations' GDP Enhancement and Trillion Yuan GDP Cities in China Continuously, ISRG J Eng Technol., Volume-II Issue-II (March-April) 2026,1~5
8. Run Xu\*, Sangshik Kim, Boyong Hur, An Innovation Searching for the Top Continent Nations' GDP Enhancement and the 2026 Latest Nature Index Ranking with Chinese Universities &the Chugai Pharmaceuticals Continuously, Edu Rekha International Journal of Entrepreneurship, Economics and Business Management, Volume-2, Issue-2(March - April) 2026, 1~5
9. Run Xu\*, Sangshik Kim, Boyong Hur, An Innovation Searching for Increasing the Top Trillion Yuan Chinese Cities' GDP Value, Isrg J Econ Bus Manag,Volume-III ,Issue-II (Mar-Apr) 2026, 1~5
10. Run Xu, Sangshik Kim, Boyong Hur, An Innovation Searching for Increasing the Top Trillion Yuan Chinese Cities' GDP Value I, Isrg J Econ Bus Manag,Volume-III ,Issue-II (Mar-Apr) 2026, 6~10
11. Run Xu, Zhenguo Li, An Innovation Searching for Enhancing & Analyzing the Chinese Provinces GDP Value Sustainably, MSI Journal of Economics and Business Management, Volume-3, Issue-3 (March -2026), 1~12, [https://zenodo.org/ records/ 18920804](https://zenodo.org/records/18920804)
12. Run Xu, Zhenguo Li,An Innovation Searching for Increasing the Chinese Cities' GDP & per capita Value on Scientists Sustainably, MSI Journal of Economics and Business Management, Volume-3, Issue-3 (March -2026), 1~12, [https://zenodo.org/ records/ 18921450](https://zenodo.org/records/18921450)
13. Run Xu, Wanhao Wu, Guanghui Yu, An Innovation Searching for Boosting GDP Increase with China Top Cities &Africa Top Nations GDP comparison and Auto Maker &Brands on Scientist Publishing Papers at Journal Sustainably, ISRG J Humanities Cultural Studies,Volume-III Issue-I (January- February) 2026, 67~71
14. Run Xu, Wanhao Wu, Guanghui Yu, An Innovation Searching for Boosting GDP Increase with European Union &China GDP comparison and Wind Turbine Generator's Research & Development on Scientist Sustainably, UKR Journal of Economics, Business and Management, Volume 2, Issue 2, 2026, 16~20
15. Run Xu, Wanhao Wu, Guanghui Yu, An Innovation Searching for Boosting GDP Increase with China Top Cities &Africa Top Nations GDP comparison and Auto Maker &Brands on Scientist Publishing Papers at Journal Sustainably, UKR Journal of Economics, Business and Management, Volume 2, Issue 2, 2026, 21~25
16. Run Xu, Wanhao Wu, Guanghui Yu, An Innovation Searching for Boosting GDP Increase with European Union & China GDP comparison on Scientist Publishing Papers at Journal Sustainably, Edu Rekha International Journal of Entrepreneurship, Economics and Business Management, Volume-2, Issue-1(January - February) 2026, 25~29
17. Run Xu, Wanhao Wu, Guanghui Yu, An Innovation Searching for Boosting GDP Increase with Autonomous-Driving Skills in Automotive Maker and European Union & China GDP comparing on Scientist Publishing Papers at Journal Sustainably, UAI J Econ Bus Manag,Volume-II Issue-I (January-February) 2026, 29~32
18. Run Xu, Wanhao Wu, Guanghui Yu, An Innovation Searching for Boosting GDP Increase with Forbes China Rich Men Analysis and the Nuclear Generator Electricity Amount for Germany & France on Scientist Publishing Papers at Subject for the International Journal of Engineering and Science Invention etc. Sustainably, UAI J Econ Bus Manag,Volume-II, Issue-I (January-February) 2026, 42~45
19. Run Xu, Wanhao Wu, Guanghui Yu, The Innovation Searching for Reviving GDP Increase Analysis with the Belgium & Poland and 2025 Liaoning Province Cities and Swiss & Czechoslovakia, ISRG J Econ Fin,Volume-III , Issue-I (January- February) 2026,37~41
20. Run Xu, Wanhao Wu, Guanghui Yu, An Innovation Searching for Boosting GDP Increase with Forbes China Rich Men Analysis and the Nuclear Generator Electricity Amount for Germany & France on Scientist Publishing Papers at Subject for the International Journal of Engineering and Science Invention etc. Sustainably, ISRG J Eng Technol,Volume-II,Issue-I (January-February) 2026, 39~42
21. Run Xu, Wanhao Wu, Guanghui Yu, An Innovation Searching for Boosting GDP Increase with 2026 Companies Ranking in Top Hundred Innovation and President Graduated from Zhejiang University for Companies on Scientist Publishing

- Papers at Subject for the International Journal of Engineering and Science Invention etc. Sustainably, ISRG J Econ Fin, Volume-III, Issue-I (January-February) 2026, 42~46
22. Run Xu, Wanhao Wu, Guanghui Yu, An Innovation Searching for Boosting the Nuclear Energy Generating amount and Austria & Denmark GDP Increase Analysis on Scientist Publishing Papers at High Impact Factor Journal Sustainably, MSI Journal of Economics and Business Management, Volume 3, Issue 2 (February-2026), 1~11, <https://zenodo.org/records/18730677>
  23. Run Xu, Wanhao Wu, Guanghui Yu, An Innovation Searching for Boosting the Romania & Portugal Nations etc. GDP comparison Analysis on Scientist Publishing Papers at High Impact Factor Journal Sustainably, MSI Journal of Economics and Business Management, Volume-3, Issue-2 (February -2026), 1~11, <https://zenodo.org/records/18730734>
  24. Run Xu, Wanhao Wu, Guanghui Yu, An Innovation Searching for Boosting the Soviet Union & Western Germany Nations and Italy & Eastern Germany etc. GDP Increase Analysis, MSI Journal of Multidisciplinary Research, Volume-3, Issue-2 (February -2026), 1~10, <https://zenodo.org/records/18730623> **Impact Factor: 4.0**
  25. Run Xu, Jing Yu, The Searching for Increasing the GDP Value with the Steel Producing Amount Analysis & the USA Top States' GDP Variation from California to Indiana Accordingly through Sustainably Observing, MSI Journal of Multidisciplinary Research, Volume-3, Issue-2 (February -2026), 1~11, <https://zenodo.org/records/18748291> **Impact Factor: 4.0**
  26. Run Xu, Jing Yu, The Searching for Thriving the China Twenty- Two Provinces' Income per capita in 2025 & Increasing the USA States' GDP Value by California~Texas States & Illinois~Florida States etc. Correspondingly through Sustainably Observing, MSI Journal of Multidisciplinary Research, Volume-3, Issue-2 (February -2026), 1~12, <https://zenodo.org/records/18747753> **Impact Factor: 4.0**
  27. Run Xu, Boyong Hur, A Searching for Increasing the GDP Value with the USA GDP States' Variation with Texas~Illinois States & Ohio~New Jersey & Michigan~Georgia Accordingly through Sustainably Observing, MSI Journal of Economics and Business Management, Volume-3, Issue-2 (February -2026), 1~11, <https://zenodo.org/records/18746859>
  28. Run Xu, The Searching for Analyzing the USA Top States' GDP Variation Status by California~Illinois States & Pennsylvania~Georgia States & Maryland~Indiana Ones Accordingly through Sustainably Observing them, MSI Journal of Economics and Business Management, Volume-3, Issue-2 (February -2026), 1~11, <https://zenodo.org/records/18746466>
  29. Run Xu, Boyong Hur, Sugun Lim, The Searching for Increasing the Steel Producing Amount with USA France & West Germany etc. & Brazil Motor Sale Amount in January 2026 through Sustainability, MSI Journal of Economics and Business Management, Volume-3, Issue-2 (February -2026), 1~10, <https://zenodo.org/records/18746330>
  30. Run Xu, Boyong Hur<sup>2</sup>, Sugun Lim, The Searching for Analyzing the Steel Producing Amount with UAS~East Germany & the China' Auto Sale Amount in January 2026 with BYD Song~Seagull through Sustainability, MSI Journal of Economics and Business Management, Volume-3, Issue-2 (February -2026), 1~11, <https://zenodo.org/records/18746127>
  31. Run Xu, Sangshik Kim, Boyong Hur, The Innovation Searching for Top Continent Nations' GDP Enhancement on Scientists Sustainably and Continuously, ISRG J Econ Bus Manag, Volume-IV, Issue-II (January- February) 2026, 9~13
  32. Run Xu, Sangshik Kim, Boyong Hur, The Innovation Searching for the Top Continent Nations' GDP Enhancement and Trillion Yuan GDP Cities in China on Scientists Sustainably, UAI J Econ Bus Manag, Volume-II Issue-II (March-April) 2026, 1~5
  33. Run Xu, The Searching for the Mumbai & Zhejiang province cities GDP and the Chinese top cities GDP analysis Sustainably through Observing Historical Statistic Value, MSI Journal of Economics and Business Management, Volume-3, Issue-3 (March -2026), 1~10, <https://zenodo.org/records/18851760>
  34. Run Xu, The Searching for the Mumbai & Zhejiang province cities GDP and the Chinese top cities GDP analysis Sustainably through Observing Statistic Value, MSI Journal of Economics and Business Management, Volume-3, Issue-3 (March -2026), 1~11, <https://zenodo.org/records/18851822>
  35. Run Xu, The Searching for Analyzing the China & European Industrial Production Comparison &

- the 2026 Nature Index Ranking of Chinese Top Universities Sustainably through Observing Statistic Data, MSI Journal of Economics and Business Management, Volume-3, Issue-3 (March - 2026), 1~12, <https://zenodo.org/records/18851927>
36. Run Xu, The Searching for Analyzing the Nation's Economy Strength GDP and The Top Nations' Industrial Production Comparison Sustainably through Observing Historical Statistic Value, MSI Journal of Multidisciplinary Research, Volume-3, Issue-3 (March-2026), 1~11, <https://zenodo.org/records/18853698> **Impact Factor: 4.0**
  37. Run Xu, The Searching for Analyzing the Nation's Economy Strength GDP & Top Nations' Industrial Production Comparison & China cities index of development etc. Sustainably through Observing Historical Statistic Value, MSI Journal of Multidisciplinary Research, Volume-3, Issue-3 (March-2026), 1~11, <https://zenodo.org/records/18853807> **Impact Factor: 4.0**
  38. Run Xu, The Searching for Analyzing the GDP per capita variation with Chinese Provinces Comparison Sustainably through Observing Statistic Data, MSI Journal of Multidisciplinary Research, Volume-3, Issue-3 (March-2026), 1~11, <https://zenodo.org/records/18861312> **Impact Factor: 4.0**
  39. Run Xu\*, Sangshik Kim, Boyong Hur, An Innovation Searching for the Top Continent Nations' GDP Enhancement and Trillion Yuan GDP Cities in China Continuously, ISRG J Eng Technol., Volume-II Issue-II (March-April) 2026, 1~5
  40. Run Xu\*, Sangshik Kim, Boyong Hur, An Innovation Searching for the Top Continent Nations' GDP Enhancement and the 2026 Latest Nature Index Ranking with Chinese Universities & the Chugai Pharmaceuticals Continuously, Edu Rekha International Journal of Entrepreneurship, Economics and Business Management, Volume-2, Issue-2 (March - April) 2026, 1~5
  41. Run Xu, Zhenguo Li, An Innovation Searching for Enhancing the China Foreign Trade Trillion Yuan provinces Value & Chinese Master Graduated Application Number on Scientists Sustainably I, MSI Journal of Multidisciplinary Research, Volume-3, Issue-3 (March-2026), 1~12, <https://zenodo.org/records/18921905> **Impact Factor: 4.0**