

# An Innovation Searching for Processing Nations' GDP Analysis & Shandong Province Cities' GDP by Sustainability

Run Xu

Gyeongsang National University, school of Nano New Materials Engineering, Jinju-52828, Gyeongnam, South Korea

\*Corresponding Author: Run Xu

DOI: <https://doi.org/10.5281/zenodo.19910729>

Article History	Abstract
<b>Original Research Article</b>	<p><i>The GDP will be proposed by national statistics bureau according to the last year achievement and activity in economy field that will include in the tertiary industry like computer technology and communication one had the advanced mostly technique to be searched by a lot of engineers and scholars. The tertiary one will occupy more role in the whole GDP value because is owning an unexceptional sophisticated logical mind like AI (artificial intelligence) logic making capacity applying to the future instruction meaning in the whole tertiary and making industry. So that the education of selected candidates from university and institutes might be carefully chosen and make them to participate in corresponding department like R &amp; D (research and development) department in a emerging maker supported by the government encouraging capital or universities institution department. In general, those candidates have good experience and capacities special in cutting-edge-field project for them to proceed a certain ability to those new products that may be used in future industry. Some training programme will monitor their growth speed and ability and then regulate them into practical division like R &amp; D so as to wield their successful experience and skill for more advanced product design and producing. Therein, the leadership might be created under all the good aspects who will lead the whole team continuously to pursue the high-technique development and high-profitable content items. We should recruit the famous over-sea scientists to turn back their homeland continuously proceeding their some sharp field exploration for us to see several years later. The chosen scope would expand to the second type after first one and the third one gradually from their achievement in university and maker R &amp; D department like paper publication amount &amp; quality even level all respects proved by the materials and substances. In the past, the US recruited many scientists from Germany and Europe for the sake of enhancing their talents fight on the whole world after the world war II that make US became the first nation in high-technique-field fight with others quickly.</i></p> <p><b>Keywords:</b> Innovation, searching for, Shandong province cities GDP analysis, processing Nations GDP analysis, sustainably.</p>
<b>Received: 10-03-2026</b>	
<b>Accepted: 15-04-2026</b>	
<b>Published: 30-04-2026</b>	
<p><b>Copyright © 2026 The Author(s):</b> This is an open-access article distributed under the terms of the Creative Commons Attribution 4.0 International License (CC BY-NC) which permits unrestricted use, distribution, and reproduction in any medium for non-commercial use provided the original author and source are credited.</p> <p><b>Citation:</b> Run Xu. (2026). An Innovation Searching for Processing Nations' GDP Analysis &amp; Shandong Province Cities' GDP by Sustainability. <i>UKR Journal of Economics, Business and Management (UKRJEBM)</i>, 2(4), 429-433.</p>	

## 1. Introduction

The nations & regions GDP will represent their comprehensive strength in views of economy level and quality, so searching it may have an important effectiveness for us to process statistic with the national producing amount every month, season and year. In the meantime, the value with y-y has also a significant meaning that reflects the economy growth step because we should clarify the increasing change so as to evaluate the increasement and declination value precisely. The positive y-y value may mean the good and rapid economy developing status whilst the minus one may state the bad and slow economy step. So

we judge the economy developing enhancement and decrease through that y-y value for a certain period. Thereby, the detail discussion will include in the following aspects. The GDP which indicates national economic status has provided an important role in every aspect in the world. So that the population increasing rate would be maintained for the sake of raising high-technique product with the entire industrial chain constantly which might enhance our new-quality-productivity. Hence we should consider the effective factors for example the population quantity, new quality productivity with high-technique etc. like big plane

electric vehicle battery AI robot quantum computer medicine making disease diagnosis AI(artificial intelligence), ocean source space exploration nuclear generator 5G communication etc. other ones. Low population enables to offer high life & quality with improving GDP per capita value. Meanwhile, it can enhance the national whole GDP value and help us to boost the economic recovery and many things to do. So the certain population is about to improve our national confidence some degree and make us to become priority one as early as possible even the super-country to lead the world to leadership right.

In contrast, the GDP with Chinese province and nation comparison can make our economy level to become high so the high-technique skill and experience may occupy the main factor to push our society forwards continuously for the sake of realizing modernization as early as possible. Meantime, the making capacity will be completed with modern industrialization for scale launching at all. We should also regulate the consumption expenditure and activity for thriving the economy situation forwards while the foreign trade exportation and importation will finish the foreign money accumulation for us to use in necessary and urgent moment. The regional variation needs to be balanced through “west electricity & east transit” and “east value & west computing” etc many factors. At the end, the Guangdong, Jiangsu, Shandong, Zhejiang having high GDP provinces will be learned carefully and study its background can help us to learn many useful methods to develop our modest provinces as soon as possible.[1~20]

## 2. Discussions

### Nations GDP analysis

The Nations GDP analysis might show 1,350 & 285 billion dollars by Soviet Union & China in 1986 respectively in terms of Figure 1 to exhibit the Soviet Union strong economy level. The y-y value might exhibit 9% & 8% by them accordingly indicated the Soviet Union faster developed step than China.

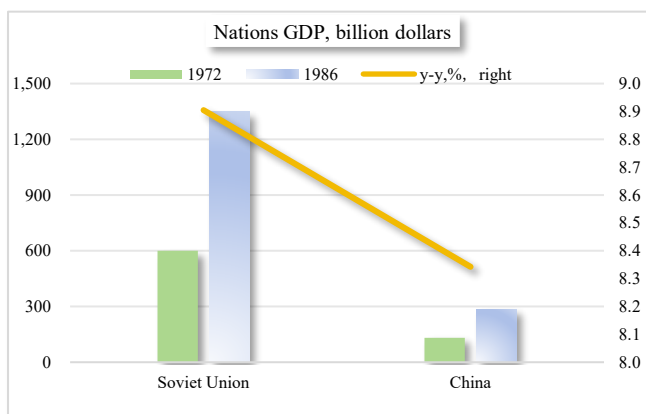


Figure 1 The Nations GDP analysis. [1]

The Nations GDP analysis might show 4,750 & 1,205 billion dollars by US & Germany in 1986 respectively in terms of Figure 2 to exhibit the USA strong economy level. The y-y value might exhibit 17% & 16% by them accordingly indicated the USA faster developed step than China.

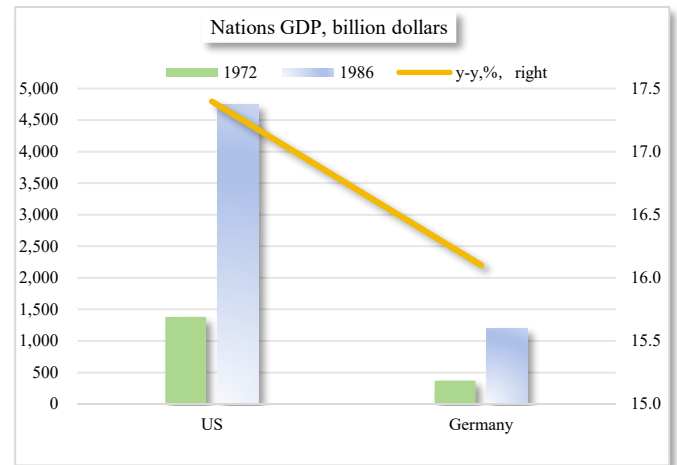


Figure 2 The Nations GDP analysis I. [1]

At the same time, the Nations GDP analysis might show 690 & 265 billion dollars by Britain & India in 1986 respectively in terms of Figure 3 to exhibit the Britain strong economy level. The y-y value might exhibit 19% & 16% by them accordingly indicated the Britain faster developed step than India.

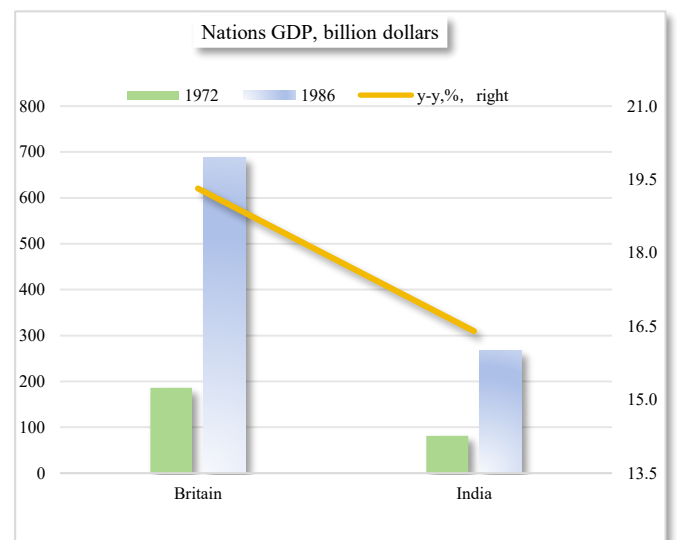


Figure 3 The Nations GDP analysis II. [1]

### 2.2 Shandong province cities GDP analysis

The Shandong province cities GDP analysis might show 49 & 43 billion dollars by Zibo & Weihai in 1997 respectively in terms of Figure 4 to exhibit the Zibo higher economy level. The y-y value might exhibit 8% & 11% by them accordingly indicated the Weihai faster developed step than Zibo.

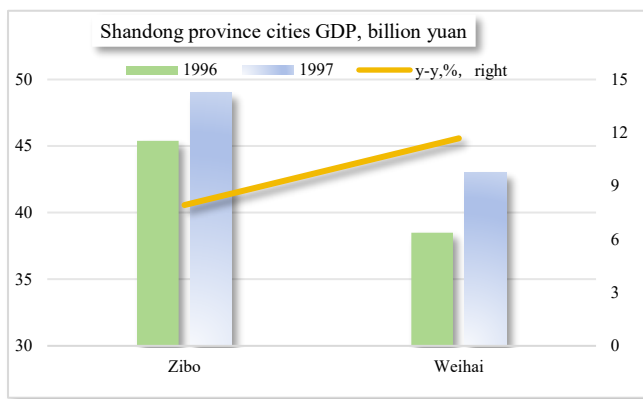


Figure 4 The Shandong province cities GDP analysis. [2]

The Shandong province cities GDP analysis might show 49 & 43 billion dollars by Venice & Qingdao in 1997 respectively in terms of Figure 5 to exhibit the Venice higher economy level. The y-y value might exhibit -2.3% & 15% by them accordingly indicated the Qingdao faster developed step than Venice.

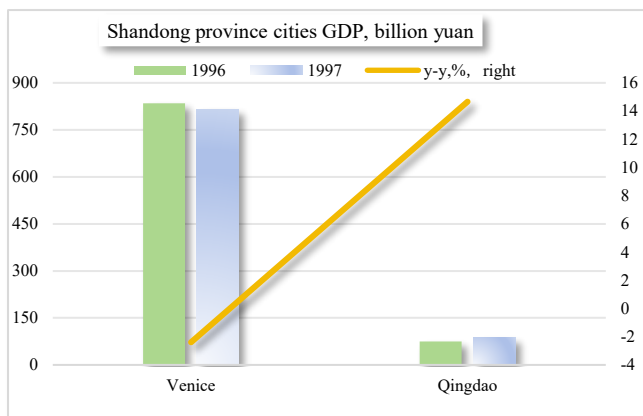


Figure 5 The Shandong province cities GDP analysis I. [2]

On the other hand, the Shandong province cities GDP analysis might show 70 & 76 billion dollars by Yantai & Jinan in 1997 respectively in terms of Figure 6 to exhibit the Jinan higher economy level. The y-y value might exhibit 11% & 20% by them accordingly indicated the Jinan faster developed step than Venice.

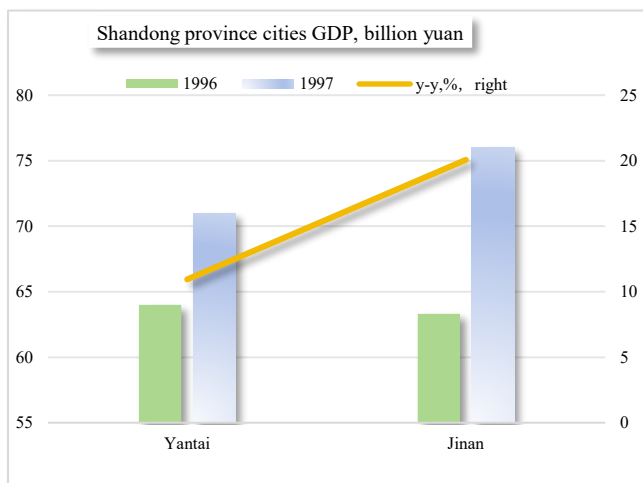


Figure 6 The Shandong province cities GDP analysis II. [2]

At the same time, the Shandong province cities GDP analysis might show 95 & 115 billion dollars by Yantai & Jinan in 2001 respectively in terms of Figure 7 to exhibit the Jinan higher economy level. The y-y value might exhibit 14% & 24% by them accordingly indicated the Jinan faster developed step than Venice.

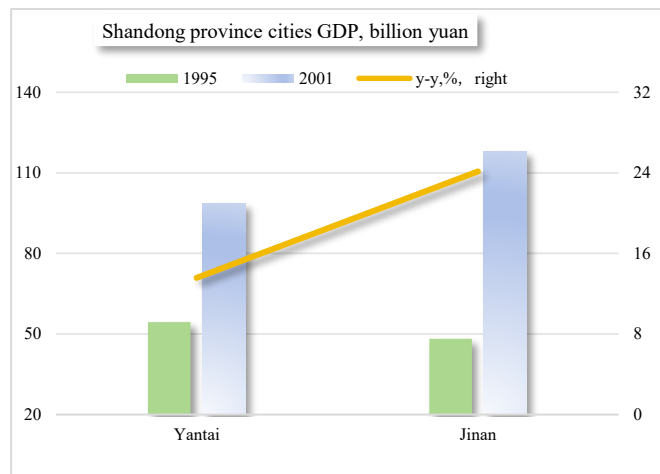


Figure 7 The Shandong province cities GDP analysis III. [2]

In short, the Chinese top provinces GDP estimation will be discussed in detail according to the different ones like Jiangsu~Guangdong & Beijing~Jilin ones etc. within different period like mainly 1998 & 2003. the Israel, Taiwan & Hong Kong regions are to be involved additionally for the sake of comparing those variation with Chinese ones within those years. It is to be found that the Guangdong, Jiangsu & Shandong etc. provinces GDP exceeded or approached the three regions in 2003. It may prove that the Chinese new top provinces wield their advantage like emphasizing highness, refinement, edge talents and engineers from then. So that Chinese technique level starts to exhibit its sharpness, many of them participate to technique innovation so as to arouse the potential ability for meeting world challenge and leadership in many of fields like agricultural machinery functional precision, high-end equipment making capacity & electron computer and communication emerging etc tertiary industry modernization and industrialization. All of those may bring out new product & equipment creative making abilities under high-technique especial about high-level equipment leading makers by experts and scholars who propose new method to approach the innovation found and application to modern industry. Thereby, the enough candidates about the AI (artificial intelligence) and automatic machine like humanoid robot who can do many things for us included transit part and food, introducing the guiding tutorial, doing delicious cuisines for us and tidying rooms even talk with old man etc. Therefore, the high-tech mature product may take up the GDP value increasement and recruit many human source to employ more employees to participate in relevant maker to pursue their business.

### 3. Conclusions

When we learn one region economy better and worse the GDP will be seen, so from the past years the general trend is to be understood with graph. Then the worse year may be played for us to interpret the reason correctly and evaluated objectively, which may be considered and estimated generally on the defined regions through various time for the sake of seeking the reasonable cause to those worse one. Thereby, the transparent view on that region and time will be seen so as to make revision strategic plans for next time target. So that the clear combined the region characteristics destination may be proposed by government that can involve in all the detail aspects around economy factors like foreign trade, high-tech-product, agricultural machinery modernization and automation. So the high-value-added product may play its value in domestic and world market for us to proceed the foreign trade those high-technology products into south-east Asia and east-middle market even American continent one besides the Europe market gradually. Those high-technique device and products can bring out new opportunity how to handle and use them, so that the product with whole-life-period can be taught by our engineer and experts processed a periodic train class for the sake of teaching the manual tutorial and maintenance method frequently. As we know the high-tech product making will be high-knowledge and sophisticated, thereby the high-profitable will be taken by us so as to gain high-value-added money for us. Additionally, the agricultural machinery may take up the much grain function, so the research for low-cost and high-level ones should be studied by our manufacturer and university contributed to the first-industry increasement in order to raise the GDP value continuously. At the end, there will be so much chances for us to study innovation one and find the corresponding solution to increase our technique product making level and quality. Let our expert and engineers search for more deepening finds and making the multi-functional new ones sustainably. The 5G handphone communication will be prevalent at present. Later the 6G communication may be structured gradually. On the other side, the green energy reformation will be actively proceeded transforming the traditional industrialization one into the innovation modernization. Thereby, the institutional changes must be proceeded through new one that includes in the automatic even artificial intelligence government administration systems. Let us commonly help to increase those joints at all.

#### Ethic declarations

The authors declared that there were not conflicts of interest.

#### References

1. The Nations GDP analysis, Apr 19, 2026
2. Shandong province cities GDP analysis, Apr 20, 2026

3. Run Xu, Sangshik Kim, Boyong Hur, An Innovation Searching for Increasing the Top Trillion Yuan Chinese Cities' GDP Value I, *Isrc J Econ Bus Manag*, Volume-III, Issue-II (Mar-Apr) 2026, 6~10
4. Run Xu, Zhenguo Li, An Innovation Searching for Increasing the Chinese Cities' GDP & per capita Value on Scientists Sustainably, *MSI Journal of Economics and Business Management*, Volume-3, Issue-3 (March -2026), 1~12, <https://zenodo.org/records/18921450>
5. Run Xu, Zhenguo Li, An Innovation Searching for Enhancing the China Foreign Trade Trillion Yuan provinces Value & Chinese Master Graduated Application Number on Scientists Sustainably I, *MSI Journal of Multidisciplinary Research*, Volume-3, Issue-3 (March-2026), 1~12, <https://zenodo.org/records/18921905> **Impact Factor: 4.0**
6. Run Xu, Zhenguo Li, An Innovation Searching for Enhancing the China Foreign Trade Trillion Yuan provinces Value & Chinese Master Graduated Application Number on Scientists Sustainably, *MSI Journal of Multidisciplinary Research*, Volume-3, Issue-3 (March-2026), 1~11, <https://zenodo.org/records/18922272> **Impact Factor: 4.0**
7. Run Xu, Zhenguo Li, An Innovation Searching for Analyzing & Enhancing the Chinese Provinces GDP & Five Metropolitan Cities GDP Value, *MSI Journal of Economics and Business Management*, Volume-3, Issue-3 (March -2026), 1~12, <https://zenodo.org/records/18944812>
8. Run Xu, Zhenguo Li, An Innovation Searching for Analyzing & Enhancing the Chinese Top Provinces' GDP & Subject for the Archives of Engineering and Technology, *MSI Journal of Economics and Business Management*, Volume-3, Issue-3 (March -2026), 1~12, <https://zenodo.org/records/18944889>
9. Run Xu, Jing Yu, Guanghui Yu, Jianguang Liu, Xianglan Piao, Changfu Jin, Zheman Lian, Dezhu Li, An Innovation Searching for Chinese provinces GDP Value analysis, *MSI Journal of Multidisciplinary Research*, Volume-3, Issue-3 (March-2026), 1~11, <https://zenodo.org/records/18944950> **Impact Factor: 4.0**
10. Run Xu, Zhenguo Li, An Innovation Research of Nuclear Generated Electric Amount & Global

Auto Business Profit Rate Trend Analysis Sustainably, UKR Journal of Economics, Business and Management, 2(3), 2026, 141~146, DOI: <https://doi.org/10.5281/zenodo.19364820>

11. Run Xu, Zhenguo Li, Wanhao Wu, Xianglan Piao, Changfu Jin, An Innovation Research on the Cities GDP per capita Status in Chinese Jilin Province & ACM AM Turing Award Honors for the Foundational Contributions to Quantum Information Science Sustainably, UKR Journal of Economics, Business and Management, 2(3), 2026, 131~135, DOI: <https://doi.org/10.5281/zenodo.19396113>
12. Run Xu, A New Study on Proceeding Guangdong Cities GDP per capita and China & Mongolia GDP per capita Variations Sustainably, UKR Journal of Economics, Business and Management, 2(4), 2026, 39~43, DOI: <https://doi.org/10.5281/zenodo.19456229>
13. Run Xu, A New Study on Proceeding Nations' Goods Exportation Changes & Hebei Top Cities GDP Analysis Sustainably, UKR Journal of Economics, Business and Management, 2(4), 2026, 34~38, DOI: <https://doi.org/10.5281/zenodo.19455646>
14. Run Xu, An Innovation Study for Hebei Cities GDP Analysis & 2020~2024 Universities Staff & Faculty on Scientist by Sustainability, UKR Journal of Economics, Business and Management, 2(4), 2026, 29~33, DOI: <https://doi.org/10.5281/zenodo.19455498>
15. Run Xu, Zhenguo Li, Xianglan Piao, Guanghui Yu, Sugun Lim, Changfu Jin, Wanhao Wu, An Innovation Study for the Henan Cities GDP Changes and China & Canada, West Germany & East Germany GDP Analysis and Hebei Cities GDP Status on Scientist through Sustainability, UKR Journal of Economics, Business and Management, 2(4), 2026, 22~28, DOI: <https://doi.org/10.5281/zenodo.19455098>
16. Run Xu, A New Research on Proceeding China, Japan & India GDP Analysis and Industrial Product Analysis with Nations and China Province's Universities Numbers in 2026 with Sustainability, UKR Journal of Economics, Business and Management, 2(4), 2026, 44~48, DOI: <https://doi.org/10.5281/zenodo.19494677>  
**Impact factor: 4.33**
17. Run Xu, A New Research on Proceeding China Provinces GDP per capita & Chinese Cities GDP Analysis with Sustainability, UKR Journal of Economics, Business and Management, 2(4), 2026, 49~53, DOI: <https://doi.org/10.5281/zenodo.19494909>
18. Run Xu, A New Research on Proceeding Global Nations' GDP Improvement in 2025 and Chinese Provinces GDP Comparison through Sustainability, UKR Journal of Economics, Business and Management, 2(4), 2026, 54~58, DOI: <https://doi.org/10.5281/zenodo.19495062>
19. Run Xu, A New Research on Proceeding Global Nations GDP Status Changes in 2025 & Industrial Product Analysis with Sustainability, UKR Journal of Economics, Business and Management, 2(4), 2026, 59~63, DOI: <https://doi.org/10.5281/zenodo.19495424>
20. Run Xu, An Innovation Study for Hebei Cities GDP Analysis & 2020~2024 Universities Staff & Faculty on Scientist by Sustainability, UKR Journal of Economics, Business and Management, 2(4), 2026, 29~33, DOI: <https://doi.org/10.5281/zenodo.19455498>