

An Innovation Searching for Processing China Japan & India States GDP Analysis & China Cities' GDP by Sustainability

Run Xu

Gyeongsang National University, school of Nano New Materials Engineering, Jinju-52828, Gyeongnam, South Korea

*Corresponding Author: Run Xu

DOI: <https://doi.org/10.5281/zenodo.19910487>

Article History	Abstract
Original Research Article	<p><i>The GDP will be proposed by national statistics bureau according to the last year achievement and activity in economy field that will include in the tertiary industry like computer technology and communication one had the advanced mostly technique to be searched by a lot of engineers and scholars. The tertiary one will occupy more role in the whole GDP value because is owning an unexceptional sophisticated logical mind like AI (artificial intelligence) logic making capacity applying to the future instruction meaning in the whole tertiary and making industry. So that the education for some candidates from university and institutes might be carefully chosen and make them to participate in corresponding department like R & D (research and development) department in a emerging maker supported by the government encouraging capital or universities institution department. In general, those candidates have good experience and capacities special in cutting-edge-field project for them to proceed a certain ability to those new products that may be used in future industry. Some training programme will monitor their growth speed and ability and then regulate them into practical division like R & D so as to wield their successful experience and skill for more advanced product design and producing. Therein, the leadership might be created under all the good aspects who will lead the whole team continuously to pursue the high-technique development and high-profitable content items. We should recruit the famous over-sea scientists to turn back their homeland continuously proceeding their some sharp field exploration for us to see several years later. The chosen scope would expand to the second type after first one and the third one gradually from their achievement in university and maker R & D department like paper publication amount & quality even level all respects proved by the materials and substances. In the past, the US recruited many scientists from Germany and Europe for the sake of enhancing their talents fight on the whole world after the world war II that make US became the first nation in high-technique-field fight with others quickly.</i></p> <p>Keywords: An innovation, searching for, China Japan & India states GDP analysis, China cities' GDP, sustainability.</p>
Received: 10-03-2026	
Accepted: 15-04-2026	
Published: 30-04-2026	
<p>Copyright © 2026 The Author(s): This is an open-access article distributed under the terms of the Creative Commons Attribution 4.0 International License (CC BY-NC) which permits unrestricted use, distribution, and reproduction in any medium for non-commercial use provided the original author and source are credited.</p> <p>Citation: Run Xu. (2026). An Innovation Searching for Processing China Japan & India States GDP Analysis & China Cities' GDP by Sustainability. <i>UKR Journal of Economics, Business and Management (UKRJEBM)</i>, 2(4), 424-428.</p>	

1. Introduction

The nations & regions GDP will represent their comprehensive strength in views of economy level and quality, so searching it may have an important effectiveness for us to process statistic with the national producing amount every month, season and year. In the meantime, the value with y-y has also a significant meaning that reflects the economy growth step because we should clarify the increasing change so as to evaluate the increasement and declination value precisely. The positive y-y value may mean the good and rapid economy developing status whilst the minus one may state the bad and slow economy step. So

we judge the economy developing enhancement and decrease through that y-y value for a certain period. Thereby, the detail discussion will include in the following aspects. The GDP which indicates national economic status has provided an important role in every aspect in the world. So that the population increasing rate would be maintained for the sake of raising high-technique product with the entire industrial chain constantly which might enhance our new-quality-productivity. Hence we should consider the effective factors for example the population quantity, new quality productivity with high-technique etc. like big plane

electric vehicle battery AI robot quantum computer medicine making disease diagnosis AI (artificial intelligence), ocean source space exploration nuclear generator 5G communication etc. other ones. Low population enables to offer high life & quality with improving GDP per capita value. Meanwhile, it can enhance the national whole GDP value and help us to boost the economic recovery and many things to do. So the certain population is about to improve our national confidence some degree and make us to become priority one as early as possible even the super-country to lead the world to leadership right.

In contrast, the GDP with Chinese province and nation comparison can make our economy level to become high so the high-technique skill and experience may occupy the main factor to push our society forwards continuously for the sake of realizing modernization as early as possible. Meantime, the making capacity will be completed with modern industrialization for scale launching at all. We should also regulate the consumption expenditure and activity for thriving the economy situation forwards while the foreign trade exportation and importation will finish the foreign money accumulation for us to use in necessary and urgent moment. The regional variation needs to be balanced through “west electricity & east transit” and “east value & west computing” etc many factors. At the end, the Guangdong, Jiangsu, Shandong, Zhejiang having high GDP provinces will be learned carefully and study its background can help us to learn many useful methods to develop our modest provinces as soon as possible.[1~20]

2. Discussions

2.1 China, Japan & India states GDP analysis

The China, Japan & India states GDP analysis might show 530~20 billion dollars by Tokyo~Jiangsu one in 1989 accordingly in terms of Figure 1 to exhibit Tokyo city strong economy level. The difference between them indicate 26 times. The y-y value might show 14%~3% by Tokyo~Uttar pradesh state accordingly expressed the Tokyo forwards developed step besides that Jiangsu retained 12%.

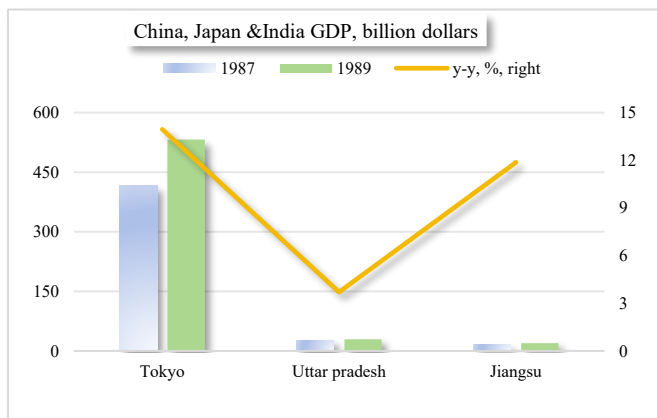


Figure 1 The China, Japan & India states GDP analysis. [1]

The China, Japan & India states GDP analysis might show 230~20 billion dollars by Osaka~Shandong one in 1989 accordingly in terms of Figure 2 to exhibit Osaka city strong economy level. The difference between them indicate 11 times. The y-y value might show 13%~6.6% by Osaka~Tamil nadu state accordingly expressed the Osaka forwards developed step besides that Shandong retained 20%.

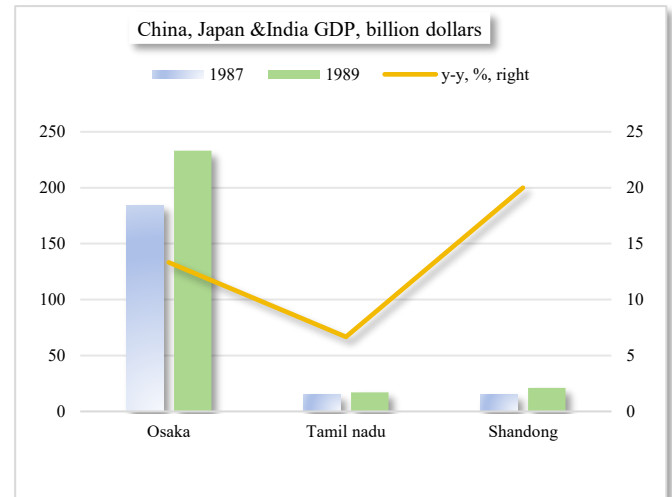


Figure 2 The China, Japan & India states GDP analysis I. [1]

2.2 Chinese cities GDP analysis

The Chinese cities GDP comparison might show about 100 billion yuan & 70 billion yuan by Shanghai & Vietnam ones in 1991 respectively in light of Figure 3 exhibited their moderate economy level and strength. The y-y value might indicate 17% & 25% by them correspondingly to proceed forwards developed steps.

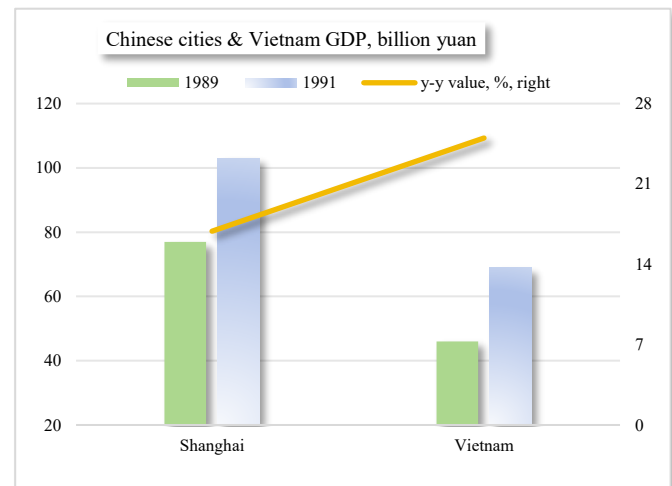


Figure 3 The Chinese cities & Vietnam GDP analysis. [2]

Meantime, the Chinese cities GDP comparison might show about 100 billion yuan & 70 billion yuan by Beijing & Guangzhou cities in 1991 respectively in light of Figure 4 exhibited their moderate economy level and strength. The y-y value might indicate 18% & 22% by them correspondingly to proceed forwards developed steps.

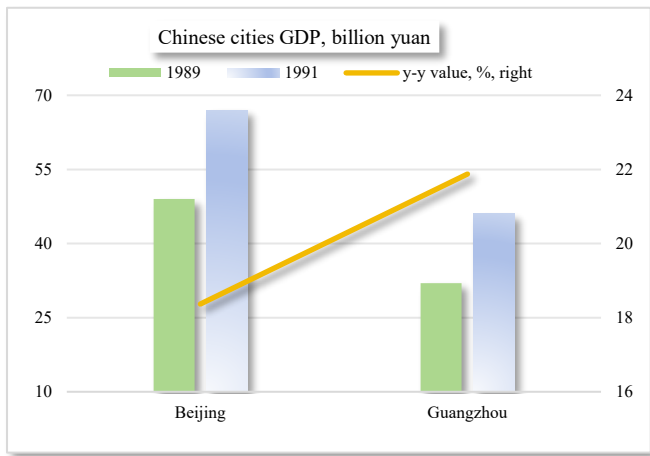


Figure 4 The Chinese cities GDP analysis I. [2]

At the same time, the Chinese cities GDP comparison might show about near 30 billion yuan by both of Shenyang & Suzhou cities in 1991 respectively in light of Figure 5 exhibited their moderate economy level and strength. The y-y value might indicate 14% & 27% by them correspondingly to proceed forwards developed steps.

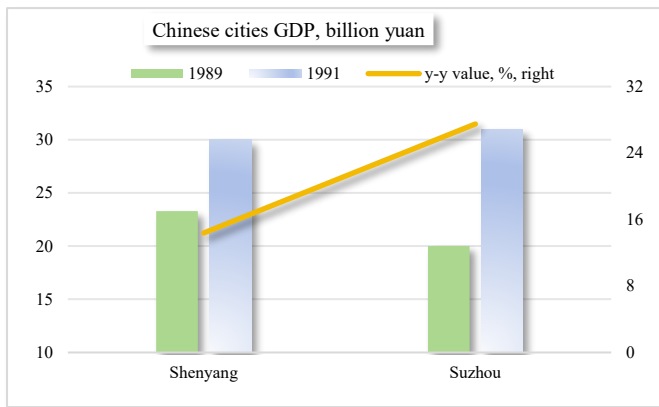


Figure 5 The Chinese cities GDP analysis II. [2]

At the same time, the Chinese cities GDP comparison might show about near 30 billion yuan by Chengdu & Shenzhen cities in 1991 respectively in light of Figure 6 exhibited their moderate economy level and strength. The y-y value might indicate 32% by both of them correspondingly to proceed forwards developed steps.

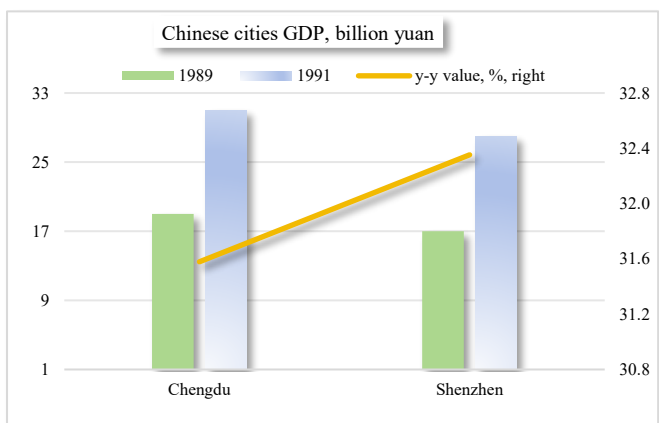


Figure 6 The Chinese cities GDP analysis III. [2]

At the same time, the Chinese cities GDP comparison might show about near 24~20 billion yuan by both of Qingdao~Weifang cities in 1991 respectively in light of Figure 7 exhibited their moderate economy level and strength. The y-y value might indicate 16%~31% by Qingdao~Wuxi correspondingly to proceed forwards developed steps especially in Wuxi with the fastest step.

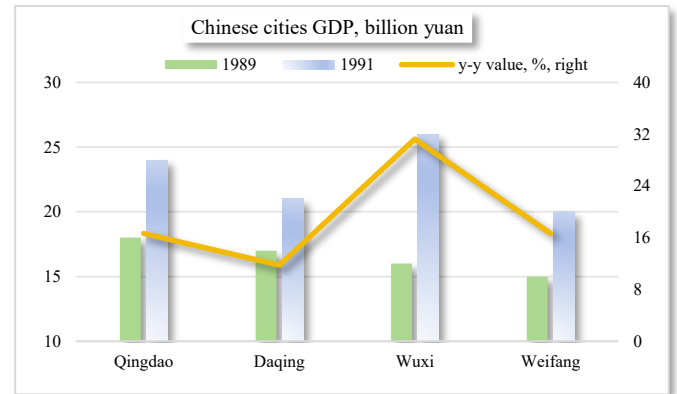


Figure 7 The Chinese cities GDP analysis IV. [2]

Summarily, through the Chinese cities it may be proven that the Chinese new top provinces wield their advantage like emphasizing highness, refinement, sharpness talents and engineers from then. So that Chinese technique level starts to exhibit its sharpness, many of them participate to technique innovation so as to arouse the potential ability for meeting world challenge and leadership in many of fields like agricultural machinery functional precision, high-end equipment making capacity & electron computer and communication emerging etc tertiary industry modernization and industrialization. All of those may bring out new product & equipment creative making abilities under high-technique especial about high-level equipment leading makers by experts and scholars who propose new method to approach the innovation found and application to modern industry. Thereby, the enough candidates about the AI (artificial intelligence) and automatic machine like humanoid robot who can do many things for us included transit part and food, introducing the guiding tutorial, doing delicious cuisines for us and tiding room even talk with old man etc. Therefore, the high-tech mature product may take up the GDP value increasement and recruit many human source to employ more employees to participate in relevant maker to pursue their business.

3. Conclusions

The GDP in Chinese provinces & cities might show the moderate level and developed steps, so that through different cities between them the variation and changes would be sought that provides us the GDP value and y-y value goodness and badness for our experts and scientists to judge in high impact factor journal with achievement. Therefore grasping those knowledge is about to encourage

one region economy capacity for them to improve continuously economy developing course for the sake of attaining economic development for local economy status early. According to the variation depended on the local economy the corresponding strategic plan might be completed in detail. So that the west would proceed forwards lately due to their poor geography advantage after the east-beach-provinces and cities development attains a certain level and capacities contributed to the boosting foreign trade mainly that might be exportation and importation important ports depending on the advantage geography conditions. However, many usefulness could be processed from the west regions ie. “western electricity is to transit to eastern ones” with transmitting with the super-high voltage. Another one would be the data algorithm in west ones for the huge computing capacity. We will erect many infrastructures and high-tech equipment investment and long strategic plan proposed by the corresponding institutions under government investigation. Many wind-turbine generator and photovoltaic generating electricity equipment may be built in the enough geographic wind created ares and sunlight territories. That will request many high-tech-equipment for established enough spare & advantage earths. That might result in many investigations and components to transit to the destination for establishing huge watt winder turbine generator with including super-capacities and photovoltaic plant with regulating angle of sunlight reception and moon radiation. Another one would be hydrogen fuel application for reserving energy system and equipment ie. implementing peak time electric capacities and applied to the aeronautic and huge vehicle’s chargeable-batteries additionally. Thereby, those high-technology products might produce much huge work-opportunities that increases the GDP enhancement at final.

Funding

This work was supported by the Korean Science & Engineering Fund (KSEF) at the granted No. 96-0300-11-01-03 under the Specified Basis Research Program.

Ethic declarations

The authors declared that there were not conflicts of interest.

References

1. The China, Japan & India states GDP, Apr 13, 2026
2. Chinese cities & Vietnam GDP, Apr 18, 2026
3. Run Xu, Sangshik Kim, Boyong Hur, An Innovation Searching for Increasing the Top Trillion Yuan Chinese Cities’ GDP Value I, *Isrc J Econ Bus Manag*, Volume-III, Issue-II (Mar-Apr) 2026, 6~10

4. Run Xu, Zhenguo Li, An Innovation Searching for Increasing the Chinese Cities’ GDP & per capita Value on Scientists Sustainably, *MSI Journal of Economics and Business Management*, Volume-3, Issue-3 (March -2026), 1~12, <https://zenodo.org/records/18921450>
5. Run Xu, Zhenguo Li, An Innovation Searching for Enhancing the China Foreign Trade Trillion Yuan provinces Value & Chinese Master Graduated Application Number on Scientists Sustainably I, *MSI Journal of Multidisciplinary Research*, Volume-3, Issue-3 (March-2026), 1~12, <https://zenodo.org/records/18921905> **Impact Factor: 4.0**
6. Run Xu, Zhenguo Li, An Innovation Searching for Enhancing the China Foreign Trade Trillion Yuan provinces Value & Chinese Master Graduated Application Number on Scientists Sustainably, *MSI Journal of Multidisciplinary Research*, Volume-3, Issue-3 (March-2026), 1~11, <https://zenodo.org/records/18922272> **Impact Factor: 4.0**
7. Run Xu, Zhenguo Li, An Innovation Searching for Analyzing & Enhancing the Chinese Provinces GDP & Five Metropolitan Cities GDP Value, *MSI Journal of Economics and Business Management*, Volume-3, Issue-3 (March -2026), 1~12, <https://zenodo.org/records/18944812>
8. Run Xu, Zhenguo Li, An Innovation Searching for Analyzing & Enhancing the Chinese Top Provinces’ GDP & Subject for the Archives of Engineering and Technology, *MSI Journal of Economics and Business Management*, Volume-3, Issue-3 (March -2026), 1~12, <https://zenodo.org/records/18944889>
9. Run Xu, Jing Yu, Guanghui Yu, Jiaguang Liu, Xianglan Piao, Changfu Jin, Zheman Lian, Dezhu Li, An Innovation Searching for Chinese provinces GDP Value analysis, *MSI Journal of Multidisciplinary Research*, Volume-3, Issue-3 (March-2026), 1~11, <https://zenodo.org/records/18944950> **Impact Factor: 4.0**
10. Run Xu, Zhenguo Li, An Innovation Research of Nuclear Generated Electric Amount & Global Auto Business Profit Rate Trend Analysis Sustainably, *UKR Journal of Economics, Business and Management*, 2(3), 2026, 141~146, DOI: <https://doi.org/10.5281/zenodo.19364820>
11. Run Xu, Zhenguo Li, Wanhao Wu, Xianglan Piao,

Changfu Jin, An Innovation Research on the Cities GDP per capita Status in Chinese Jilin Province & ACM AM Turing Award Honors for the Foundational Contributions to Quantum Information Science Sustainably, UKR Journal of Economics, Business and Management, 2(3), 2026, 131~135, DOI: <https://doi.org/10.5281/zenodo.19396113>

12. Run Xu, A New Study on Proceeding Guangdong Cities GDP per capita and China & Mongolia GDP per capita Variations Sustainably, UKR Journal of Economics, Business and Management, 2(4), 2026, 39~43, DOI: <https://doi.org/10.5281/zenodo.19456229>
13. Run Xu, A New Study on Proceeding Nations' Goods Exportation Changes & Hebei Top Cities GDP Analysis Sustainably, UKR Journal of Economics, Business and Management, 2(4), 2026, 34~38, DOI: <https://doi.org/10.5281/zenodo.19455646>
14. Run Xu, An Innovation Study for Hebei Cities GDP Analysis & 2020~2024 Universities Staff & Faculty on Scientist by Sustainability, UKR Journal of Economics, Business and Management, 2(4), 2026, 29~33, DOI: <https://doi.org/10.5281/zenodo.19455498>
15. Run Xu, Zhenguo Li, Xianglan Piao, Guanghui Yu, Sugun Lim, Changfu Jin, Wanhao Wu, An Innovation Study for the Henan Cities GDP Changes and China & Canada, West Germany & East Germany GDP Analysis and Hebei Cities GDP Status on Scientist through Sustainability, UKR Journal of Economics, Business and Management, 2(4), 2026, 22~28, DOI: <https://doi.org/10.5281/zenodo.19455098>

16. Run Xu, A New Research on Proceeding China, Japan & India GDP Analysis and Industrial Product Analysis with Nations and China Province's Universities Numbers in 2026 with Sustainability, UKR Journal of Economics, Business and Management, 2(4), 2026, 44~48, DOI: <https://doi.org/10.5281/zenodo.19494677>
Impact factor: 4.33

17. Run Xu, A New Research on Proceeding China Provinces GDP per capita & Chinese Cities GDP Analysis with Sustainability, UKR Journal of Economics, Business and Management, 2(4), 2026, 49~53, DOI: <https://doi.org/10.5281/zenodo.19494909>
18. Run Xu, A New Research on Proceeding Global Nations' GDP Improvement in 2025 and Chinese Provinces GDP Comparison through Sustainability, UKR Journal of Economics, Business and Management, 2(4), 2026, 54~58, DOI: <https://doi.org/10.5281/zenodo.19495062>
19. Run Xu, A New Research on Proceeding Global Nations GDP Status Changes in 2025 & Industrial Product Analysis with Sustainability, UKR Journal of Economics, Business and Management, 2(4), 2026, 59~63, DOI: <https://doi.org/10.5281/zenodo.19495424>
20. Run Xu, An Innovation Study for Hebei Cities GDP Analysis & 2020~2024 Universities Staff & Faculty on Scientist by Sustainability, UKR Journal of Economics, Business and Management, 2(4), 2026, 29~33, DOI: <https://doi.org/10.5281/zenodo.19455498>