

A New Research on Proceeding Global Nations' GDP Improvement in 2025 and Chinese Provinces GDP Comparison through Sustainability

Run Xu¹, Younwook Kim²

¹Gyeongsang National University, School of Nano New Materials Engineering, Jinju-Si 52828, South Korea.

²Keimyung University, Materials Engineering Division, Gyeongbuk, Daegu 250100, South Korea.

*Corresponding Author: Run Xu

DOI: <https://doi.org/10.5281/zenodo.19495062>

| Article History | Abstract |
|--|--|
| <p>Original Research Article</p> <p>Received: 20-02-2026</p> <p>Accepted: 28-03-2026</p> <p>Published: 10-04-2026</p> <p>Copyright © 2026 The Author(s): This is an open-access article distributed under the terms of the Creative Commons Attribution 4.0 International License (CC BY-NC) which permits unrestricted use, distribution, and reproduction in any medium for non-commercial use provided the original author and source are credited.</p> <p>Citation: Run Xu, Younwook Kim. (2026). A New Research on Proceeding Global Nations' GDP Improvement in 2025 and Chinese Provinces GDP Comparison through Sustainability. UKR Journal of Economics, Business and Management (UKRJEBM), 2(4), 54-58.</p> | <p><i>The exportation goods will be included in total GDP value with a certain rate as a tertiary industry, so the more exportation goods kinds and amount will determine one nation's tertiary achievement partly. With regards to the more exportation kinds & amount will help us to attain the increasing GDP content because the more surplus can be gained by us. Thereby, the foreign exportation & importation total amount may represent one nation goods positively active status that may help our GDP amount to increase with high degree. With producing more high-technique product our those kinds product can wield more and more influence on the entire GDP's high-technology products with their industrial chains getting more completeness and maturity skill for making high-end and green ones sustainably. Therein, we need to grasp the whole procedure skills as soon as early because it may create more high-quality and low-cost ones at final. On the other hand, the cities GDP can reflect those big urban with first-line, second one even third one will become an important effectiveness to the provinces even the nation, which let us emphasize their potential entities like metropolitan Beijing Shanghai Guangzhou & Shenzhen cities whose GDP value may record the highest scale for us to estimate and work there since there will be more opportunities and money to earn and invest. Shanghai & Shenzhen stock exchange center will exhibit huge monitor to express the stock index change for many of us to consider its money chance. At the same time, there must be many talents to join the work position at the high-end-product making manufacturer after they finished the subject education with certain skills recruited by maker human resource department in famous factories. So that we need to continue to support them especial in AI and automatic equipment that may bring up many new experiences to follow the global developed field for making more innovation product like family robot factory one and store one etc. many occasions for the more convenient applications and payment machine in big malls.</i></p> <p>Keywords: Proceeding global nations GDP status in 2025; Chinese provinces GDP comparison; through Sustainability; new research.</p> |

1. Introduction

The nations & regions GDP will represent their comprehensive strength in views of economy level and quality, so searching it may have an important effectiveness for us to process statistic with the national producing amount every month, season and year. In the meantime, the value with y-y has also a significant meaning that reflects the economy growth step because we should clarify the increasing change so as to evaluate the increasement and declination value precisely. The positive y-y value may mean the good and rapid economy developing

status whilst the minus one may state the bad and slow economy step. So we judge the economy developing enhancement and decrease through that y-y value for a certain period. Thereby, the detail discussion will include in the following aspects. The GDP which indicates national economic status has provided an important role in every aspect in the world. So that the population increasing rate would be maintained for the sake of raising high-technique product with the entire industrial chain constantly which might enhance our

new-quality-productivity. Hence we should consider the effective factors for example the population quantity, new quality productivity with high-technique etc. like big plane electric vehicle battery AI robot quantum computer medicine making disease diagnosis AI(artificial intelligence), ocean source space exploration nuclear generator 5G communication etc. other ones. Low population enables to offer high life & quality with improving GDP per capita value. Meanwhile, it can enhance the national whole GDP value and help us to boost the economic recovery and many things to do. So the certain population is about to improve our national confidence some degree and make us to become priority one as early as possible even the super-country to lead the world to leadership right.

In contrast, the GDP increasing rate may play a significant role with regulating population increasing rate mutually and cooperatively. Hence the two aspects may be emphasized and paid attention to in thriving the whole national economic developed degree through enough wielding our generations positively and efficiently by our government institution endeavor and evaluation. For the sake of making relevant policies and allocating capital into the necessary industries the corresponding strategic plan needs to be made under various background and entities. Then the according monitor and estimation will be followed and estimated periodically and frequently by the observer in government's institution. At last as to the developed speed in one nation the corresponding population increasing quantity and high-technique product producing will be discussed and considered more precisely and correctly according to the near past years experience and variation. [1~22]

2. Discussions

2.1 The global nations GDP status in 2025

The global GDP analysis might show 1.9 & 1.8 trillion dollars by Spain & Australia accordingly in 2025 in terms of Figure 1 to exhibit their strong economy situation. The y-y value might indicate 2.8% & 2% expressed their moderate development steps.

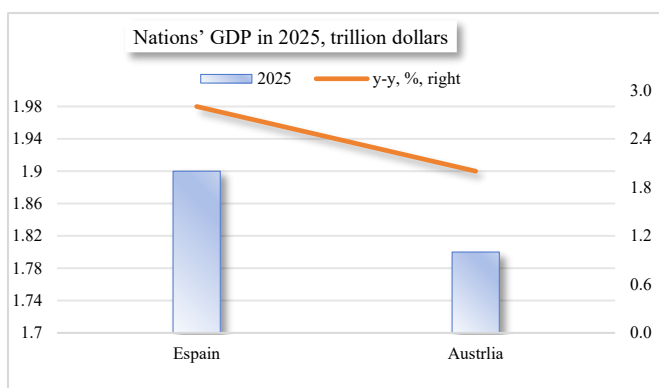


Figure 1 The global GDP analysis. [1]

At the same time, the global GDP analysis might show 1.8 & 1.3 trillion dollars by Mexico & Holland accordingly in 2025 in terms of Figure 2 to exhibit their strong economy

situation. The y-y value might indicate 0.6% & 2% expressed their slow development steps.

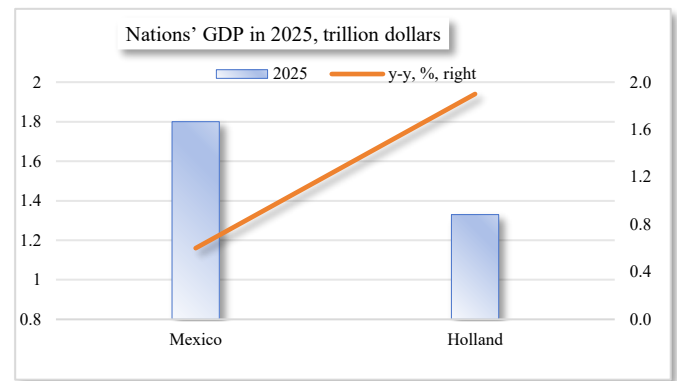


Figure 2 The global GDP analysis I. [1]

At the same time, the global GDP analysis might show 1.6 & 1.2 trillion dollars by Turkey & Saudi Arabia accordingly in 2025 in terms of Figure 3 to exhibit their weak economy situation. The y-y value might indicate 3.6% & 4.5% expressed their modest development steps.

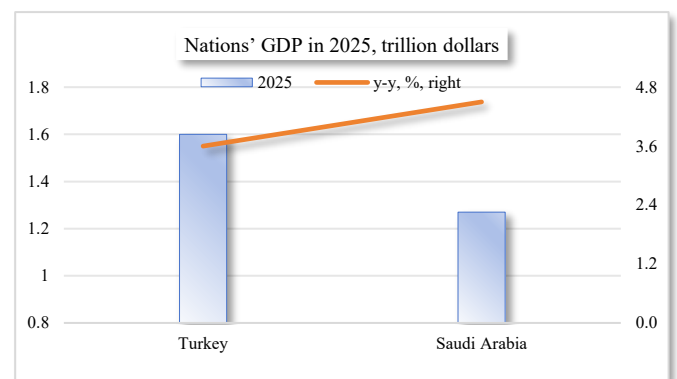


Figure 3 The global GDP analysis II. [1]

At the end, the global GDP analysis might show 1 & 1.2 trillion dollars by Swiss & Indonesia accordingly in 2025 in terms of Figure 4 to exhibit their strong economy situation. The y-y value might indicate 1.2% & 5% expressed their slow development steps.

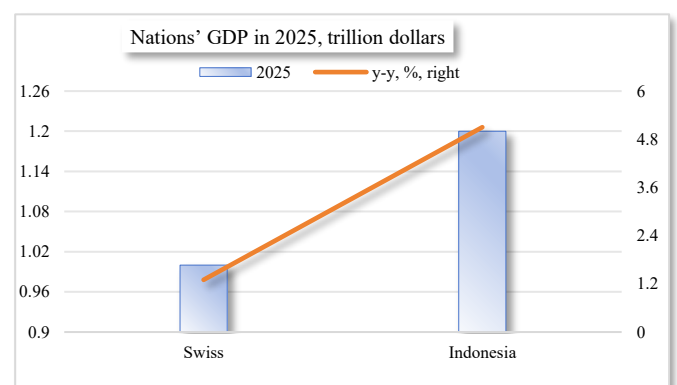


Figure 4 The global GDP analysis III. [1]

2.2 Chinese provinces GDP comparison

The Chinese provinces GDP analysis might show 183 & 135 billion dollars by HongKong & Shanghai provinces

accordingly in 2005 in terms of Figure 5 to exhibit their modest economy strength. The y-y value might show about 1.5% & 17% both of them exhibited the Shanghai city more forwards developed steps.

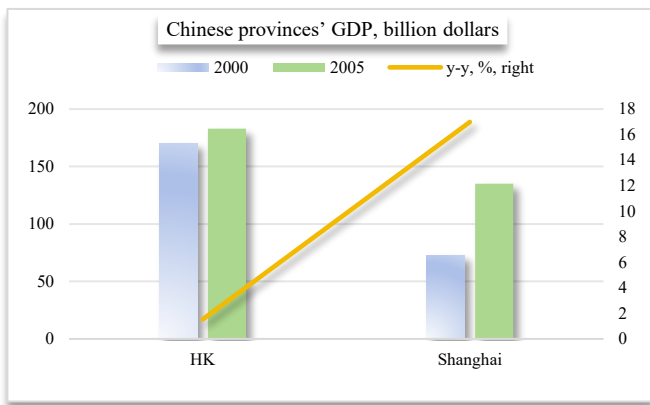


Figure 5 The Chinese provinces GDP analysis. [2]

On the other side, the Chinese provinces GDP analysis might show 36 & 13 billion dollars by Henan & Hebei provinces accordingly in 2005 in terms of Figure 6 to exhibit their modest economy strength. The y-y value might show about 18% & 16% both of them exhibited their more forwards developed steps.

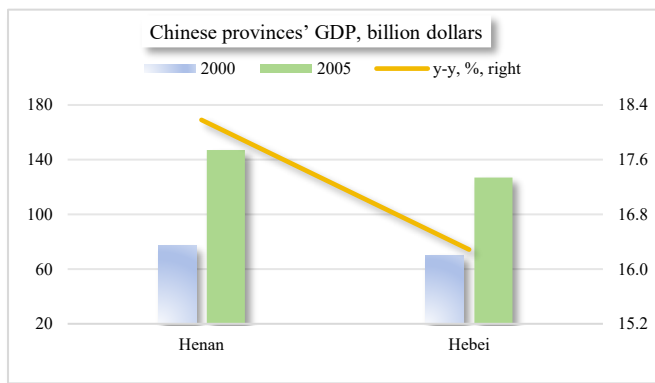


Figure 6 The Chinese provinces GDP analysis. [2]

At final, the Chinese provinces GDP analysis might show 105 billion dollars by Liaoning & Beijing ones accordingly in 2005 in terms of Figure 7 to exhibit their modest economy strength. The y-y value might show about 10% & 19% by them exhibited their more forwards developed steps.

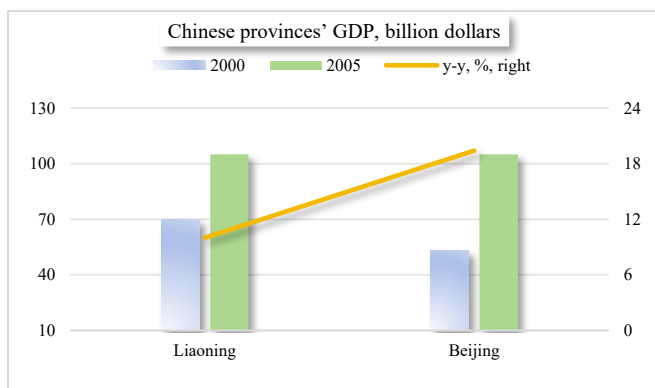


Figure 7 The Chinese provinces GDP analysis. [2]

3. Conclusions

The exportation goods will be included in total GDP value with a certain rate as a tertiary industry, so the more exportation goods kinds and amount will determine one nation's tertiary achievement partly. With regards to the more exportation kinds & amount will help us to attain the increasing GDP content because the more surplus can be gained by us. Thereby, the foreign exportation & importation total amount may represent one nation goods positively active status that may help our GDP amount to increase with high degree. With producing more high-technique product our those kinds product can wield more and more influence on the entire GDP's high-technology products with their industrial chains getting more completeness and maturity skill for making high-end and green ones sustainably. Therein, we need to grasp the whole procedure skills as soon as early because it may create more high-quality and low-cost ones at final. On the other hand, the cities GDP can reflect those big urban with first-line, second one even third one will become an important effectiveness to the provinces even the nation, which let us emphasize their potential entities like metropolitan Beijing Shanghai Guangzhou & Shenzhen cities whose GDP value may record the highest scale for us to estimate and work there since there will be more opportunities and money to earn and invest. Shanghai & Shenzhen stock exchange center will exhibit huge monitor to express the stock index change for many of us to consider its money chance. At the same time, there must be many talents to join the work position at the high-end-product making manufacturer after they finished the subject education with certain skills recruited by maker human resource department in famous factories. So that we need to continue to support them especial in AI and automatic equipment that may bring up many new experiences to follow the global developed field for making more innovation product like family robot factory one and store one etc. many occasions for the more convenient applications and payment machine in big malls.

Funding

This work was supported by the Korean Science & Engineering Fund (KSEF) at the granted No. 96-0300-11-01-03 under the Specialized Basis Research Program.

Ethic Declarations

The authors declared that there were not conflicts of interest.

References

1. Global nations GDP status in 2025, Apr 7, 2026
2. The Chinese provinces GDP analysis, Apr 9, 2026

3. Run Xu, Zhenguo Li, An Innovation Searching for Analyzing & Enhancing the Chinese Provinces GDP & Five Metropolitan Cities GDP Value, *MSI Journal of Economics and Business Management*, Volume-3, Issue-3 (March -2026), 1~12
4. Run Xu, Jing Yu, Guanghui Yu, Jiaguang Liu, Xianglan Piao, Changfu Jin, Zheman Lian, Dezhu Li, An Innovation Searching for Chinese provinces GDP Value analysis, *MSI Journal of Multidisciplinary Research*, Volume-3, Issue-3 (March-2026), 1~11, <https://zenodo.org/records/18944950> **Impact Factor: 4.0**
5. Run Xu, Jing Yu, Guanghui Yu, Jiaguang Liu, Xianglan Piao, Changfu Jin, Zheman Lian, Dezhu Li, An Innovation Searching for Analyzing Five Metropolitan Cities GDP Value, *MSI Journal of Multidisciplinary Research*, Volume-3, Issue-3 (March-2026), 1~11, <https://zenodo.org/records/18945054> **Impact Factor: 4.0**
6. Run Xu, The Searching for Analyzing the Nation's Economy Strength GDP and The Top Nations' Industrial Production Comparison Sustainably through Observing Historical Statistic Value, *MSI Journal of Multidisciplinary Research*, Volume-3, Issue-3 (March-2026), 1~11, <https://zenodo.org/records/18853698> **Impact Factor: 4.0**
7. Run Xu, The Searching for Analyzing the Nation's Economy Strength GDP & Top Nations' Industrial Production Comparison & China cities index of development etc. Sustainably through Observing Historical Statistic Value, *MSI Journal of Multidisciplinary Research*, Volume-3, Issue-3 (March-2026), 1~11, <https://zenodo.org/records/18853807>
8. Run Xu, Zhenguo Li, An Innovation Searching for Analyzing the China & European Nations GDP & the World Cities GDP Changes through Sustainability, *MSI Journal of Multidisciplinary Research*, Volume-3, Issue-3 (March-2026), 1~10, <https://zenodo.org/records/19055250> **Impact Factor: 4.0**
9. Run Xu, Zhenguo Li, An Innovation Searching for Analyzing the Asian Nations GDP Status by Sustainability, *MSI Journal of Multidisciplinary Research*, Volume-3, Issue-3 (March-2026), 1~10, <https://zenodo.org/records/19062671> **Impact Factor: 4.0**
10. Run Xu, Zhenguo Li, An Innovation Searching for Analyzing the Chinese Part Central Provinces GDP & the Israel & Top Chinese Cities GDP Status Sustainably, *MSI Journal of Multidisciplinary Research*, Volume-3, Issue-3 (March-2026), 1~10, <https://zenodo.org/records/19061343> **Impact Factor: 4.0**
11. Run Xu, An Innovative Research about Booming GDP Enhancement with Chinese Hubei & Hunan Provinces, Additionally Stocks Sector Variations on Scientists by Sustainability, *UAI J Mult Cul Stu.*, Volume-2 Issue-1 (January~February) 2026, 29~32
12. Run Xu, Changfu Jin, Yonggen Wu, An Innovation Research about Booming GDP Enhancement with Tokyo Korea Holland & Chinese Top Provinces on Scientist by Sustainability, *UAI J Mult Cul Stu.*, Volume-2 Issue-1 (January~February) 2026, 25~28
13. Run Xu, Zhenguo Li, An Innovation Searching for Enhancing the China Foreign Trade Trillion Yuan Provinces Value & China Cites' GDP per capita on Scientists Sustainably, *MSI Journal of Economics and Business Management*, Volume-3, Issue-3 (March -2026), 1~11, <https://zenodo.org/records/19071683>
14. Run Xu, An Innovative Research about Booming GDP Enhancement with Chinese Hubei & Hunan Provinces, Additionally Stocks Sector Variations on Scientists by Sustainability, *UAI J Mult Cul Stu.*, Volume-2 Issue-1 (January~February) 2026, 29~32
15. Run Xu, Changfu Jin, Yonggen Wu, An Innovation Research about Booming GDP Enhancement with Tokyo Korea Holland & Chinese Top Provinces on Scientist by Sustainability, *UAI J Mult Cul Stu.*, Volume-2 Issue-1 (January~February) 2026, 25~28
16. Run Xu, Xianglan piao, Changfu Jin, Boyong Hur, Sugun Lim, Wanhao Wu, Guanghui Yu, Enji Li, An Innovation Searching for Retrieving Anhui & Hong Kong City and New Energy Vehicle Sale Amount and Singapore & Shan'xi Province's GDP Enhancements by Sustainability, *UAI J Mult Cul Stu.*, Volume-2 Issue-1 (January~February) 2026, 33~36
17. Run Xu, Boyong Hur, Sugun Lim, Wanhao Wu, Guanghui Yu, Xianglan piao, Enji Li, An Innovation Searching for Retrieving Singapore & Shan'xi Province and Tokyo & Hong Kong City's GDP Enhancements and Nuclear-Energy Generating Electricity Amount by Sustainability, *UAI J Mult Cul Stu.*, Volume-2 Issue-1 (January~February) 2026, 37~40
18. Run Xu*, Changfu Jin, Yonggen Wu, Tianyi Yan, Boyong Hur, Sugun Lim, Tao Yu, Wanhao Wu, Guanghui Yu, The Innovative Searching for Booming Tokyo City & Chinese Provinces' GDP Enhancement Variations on Scientists Publishing in Subjects & Recruiting Information for PhD by Sustainability, *Isrg j. multidiscip. Stud.* Volume-IV, Issue-I, 2026, 23~27
19. Run Xu, Xianglan piao, Changfu Jin, Boyong Hur,

Sugun Lim, Wanhao Wu, Guanghui Yu, Enji Li, An Innovation Searching for Retrieving Anhui & Hong Kong City and New Energy Vehicle Sale Amount and Singapore & Shan'xi Province's GDP Enhancements by Sustainability, UAI J Mult Cul Stu., Volume-2 Issue-1 (January~February) 2026, 33~36

20. Run Xu, Boyong Hur, Sugun Lim, Wanhao Wu, Guanghui Yu, Xianglan piao, Enji Li, An Innovation Searching for Retrieving Singapore & Shan'xi Province and Tokyo & Hong Kong City's GDP Enhancements and Nuclear-Energy Generating Electricity Amount by Sustainability, UAI J Mult Cul Stu., Volume-2 Issue-1 (January~February) 2026, 37~40
21. Run Xu, Changfu Jin, Yonggen Wu, Tianyi Yan, An Innovation Searching for Prospering Economy GDP Enhancement with the Holland & China Jiangsu etc. Provinces and Forecasting Global Ranking Analysis on Scientists' Behavior and Judgement by Sustainability, UKR Journal of Economics, Business and Management, Volume 2, Issue 1, 2026, 29~32
Impact factor 4.33
22. Run Xu, Xianglan piao, Changfu Jin, Boyong Hur, Sugun Lim, Wanhao Wu, Guanghui Yu, Enji Li, An Innovation Searching for Retrieving the Economy GDP with the Venezuela & China's Enhancements and 2025 China Auto makers sale amount by Sustainability, Edu Rekha International Journal of Entrepreneurship, Economics and Business Management, Volume- 2 Issue -1 (January-February)2026, 1~4