

# A New Research on Proceeding China Provinces GDP Analysis through Sustainability II

Run Xu<sup>1</sup>, Younwook Kim<sup>2</sup>

<sup>1</sup>Gyeongsang National University, School of Nano New Materials Engineering, Jinju-Si 52828, South Korea

<sup>2</sup>Keimyung University, Materials Engineering Division, Gyeongbuk, Daegu 250100, South Korea

\*Corresponding Author: Run Xu

DOI: <https://doi.org/10.5281/zenodo.19606147>

Article History	Abstract
<b>Original Research Article</b>	<p><i>The exportation goods will be included in total GDP (gross domestic product) value with a certain rate as a tertiary industry, so the more exportation goods kinds and amount will determine one nation's tertiary achievement partly. With regards to the more exportation kinds &amp; amount will help us to attain the increasing GDP content because the more surplus can be gained by us. Thereby, the foreign exportation &amp; importation total amount may represent one nation goods positively active status that may help our GDP amount to increase with high degree. With producing more high-technique product our those kinds product can wield more and more influence on the entire GDP's high-technology products with their industrial chains getting more completeness and maturity skill for making high-end and green ones sustainably. Therein, we need to grasp the whole procedure skills as soon as early because it may create more high-quality and low-cost ones at final. On the other hand, the cities GDP can reflect those big urban with first-line, second one even third one will become an important effectiveness to the provinces even the nation, which let us emphasize their potential entities like metropolitan Beijing Shanghai Guangzhou &amp; Shenzhen cities whose GDP value may record the highest scale for us to estimate and work there since there will be more opportunities and money to earn and invest. Shanghai &amp; Shenzhen stock exchange center will exhibit huge monitor to express the stock index change for many of us to consider its money chance. At the same time, there must be many talents to join the work position at the high-end-product making manufacturer after they finished the subject education with certain skills recruited by maker human resource department in famous factories. So that we need to continue to support them especial in AI and automatic equipment that may bring up many new experiences to follow the global developed field for making more innovation product like family robot factory one and store one etc. many occasions for the more convenient applications and payment machine in big malls.</i></p> <p><b>Keywords:</b> <i>proceeding China provinces GDP analysis, new research.</i></p>
<b>Received: 03-03-2026</b>	
<b>Accepted: 01-04-2026</b>	
<b>Published: 16-04-2026</b>	
<p><b>Copyright © 2026 The Author(s):</b> This is an open-access article distributed under the terms of the Creative Commons Attribution 4.0 International License (CC BY-NC) which permits unrestricted use, distribution, and reproduction in any medium for non-commercial use provided the original author and source are credited.</p>	
<p><b>Citation:</b> Run Xu, &amp; Younwook Kim. (2026). A new research on proceeding China provinces GDP analysis through sustainability II. <i>UKR Journal of Economics, Business and Management (UKRJEBM)</i>, 2(4), 104-108.</p>	

## 1. Introduction

The nations & regions GDP will represent their comprehensive strength in views of economy level and quality, so searching it may have an important effectiveness for us to process statistic with the national producing amount every month, season and year. In the meantime, the value with y-y has also a significant meaning that reflects the economy growth step because we should clarify the increasing change so as to evaluate the increasement and declination value precisely. The positive y-y value may mean the good and rapid economy developing status whilst the minus one may state the bad and slow

economy step. So we judge the economy developing enhancement and decrease through that y-y value for a certain period. Thereby, the detail discussion will include in the following aspects. The GDP which indicates national economic status has provided an important role in every aspect in the world. So that the population increasing rate would be maintained for the sake of raising high-technique product with the entire industrial chain constantly which might enhance our new-quality-productivity. Hence we should consider the effective factors for example the population quantity, new

quality productivity with high-technique etc. like big plane electric vehicle battery AI robot quantum computer medicine making disease diagnosis AI(artificial intelligence), ocean source space exploration nuclear generator 5G communication etc. other ones. Low population enables to offer high life & quality with improving GDP per capita value. Meanwhile, it can enhance the national whole GDP value and help us to boost the economic recovery and many things to do. So the certain population is about to improve our national confidence some degree and make us to become priority one as early as possible even the super-country to lead the world to leadership right.

In contrast, the GDP increasing rate may play a significant role with regulating population increasing rate mutually and cooperatively. Hence the two aspects may be emphasized and paid attention to in thriving the whole national economic developed degree through enough wielding our generations positively and efficiently by our government institution endeavor and evaluation. For the sake of making relevant policies and allocating capital into the necessary industries the corresponding strategic plan needs to be made under various background and entities. Then the according monitor and estimation will be followed and estimated periodically and frequently by the observer in government's institution. At last as to the developed speed in one nation the corresponding population increasing quantity and high-technique product producing will be discussed and considered more precisely and correctly according to the near past years experience and variation. [1~25]

## 2. Discussions

### -The China provinces GDP analysis

The Chinese provinces GDP analysis might show 50 & 21 billion dollars by Liaoning & Chongqing provinces accordingly in 1997 in terms of Figure 1 to exhibit their modest economy strength. The y-y value might show about 48% & 67% by them exhibited their most forwards developed steps.

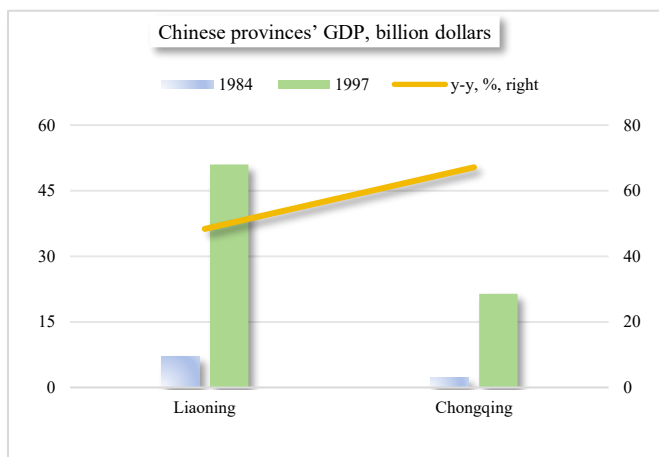


Figure 1 The China provinces GDP analysis. [1]

The Chinese provinces GDP analysis might show 15 & 35 billion dollars by Xinjiang & Heilongjiang provinces

accordingly in 1997 in terms of Figure 2 to exhibit their modest economy strength. The y-y value might show about 65% & 50% by them exhibited their most forwards developed steps.

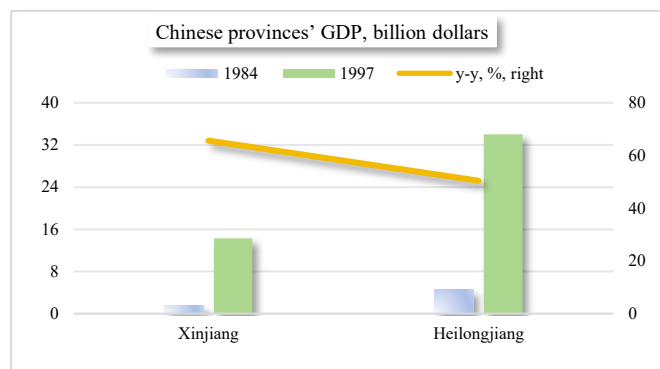


Figure 2 The China provinces GDP analysis I. [1]

Moreover, the Chinese provinces GDP analysis might show 23 & 300 billion dollars by Jiangxi & Taipei provinces accordingly in 1997 in terms of Figure 3 to exhibit the Taiwan strongest economy strength with 13 times difference. The y-y value might show about 55% & 29% by them exhibited their most forwards developed steps.

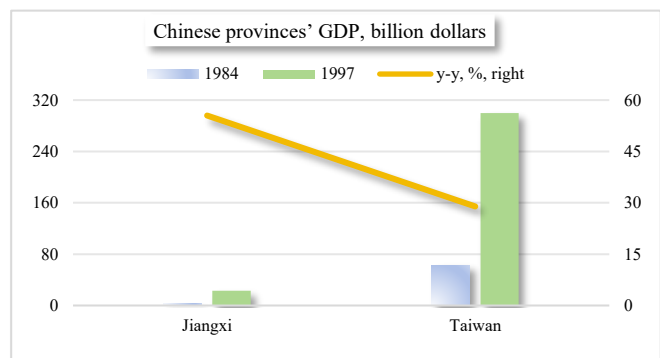


Figure 3 The China provinces GDP analysis II. [1]

Moreover, the Chinese provinces GDP analysis might show 386 & 93 billion dollars by Russia & Shandong provinces accordingly in 1997 in terms of Figure 4 to exhibit the Taiwan strongest economy strength with beyond 4 times between them. The y-y value might show about -4.5% & 70% by them exhibited the Shandong most forwards developed steps.

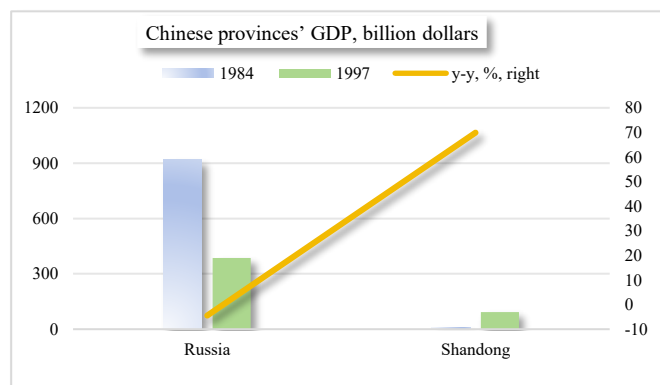


Figure 4 The China provinces GDP analysis III. [1]

Moreover, the Chinese provinces GDP analysis might show 95 & 67 billion dollars by Jiangsu & Zhejiang provinces accordingly in 1997 in terms of Figure 5 to exhibit their moderate economy strength. The y-y value might show about 76% & 82% by them exhibited their most forwards developed steps.

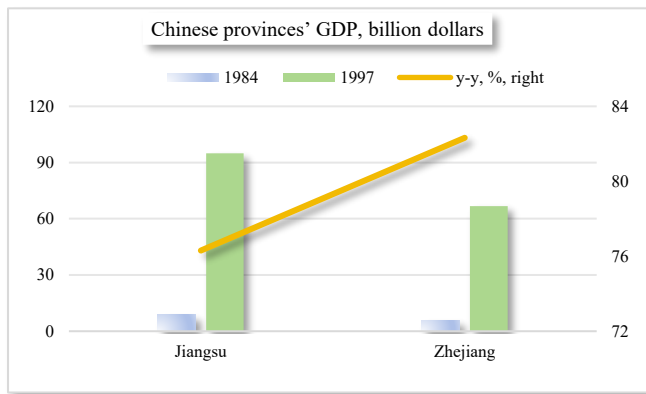


Figure 5 The China provinces GDP analysis IV. [1]

Meanwhile, the Chinese provinces GDP analysis might show 57 & 40 billion dollars by Henan & Hubei provinces accordingly in 1997 in terms of Figure 6 to exhibit their strongest economy strength. The y-y value might show about 65% & 50% by them exhibited their most forwards developed steps.

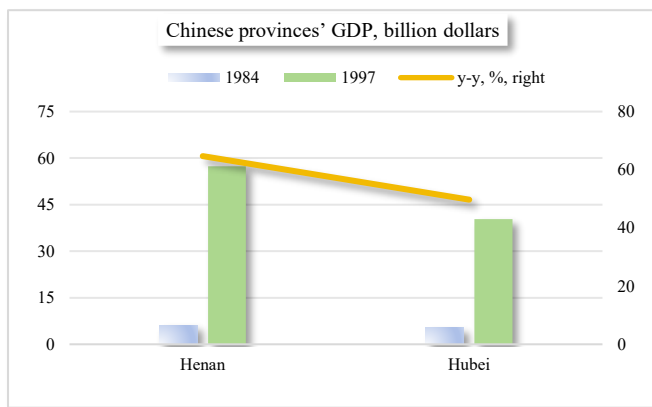


Figure 6 The China provinces GDP analysis V. [1]

Furthermore, the Chinese provinces GDP analysis might show 46 & 40 billion dollars by Sichuan & Hubei provinces accordingly in 1997 in terms of Figure 7 to exhibit their strongest economy strength. The y-y value might show about 54% & 49% by them exhibited their most forwards developed steps.

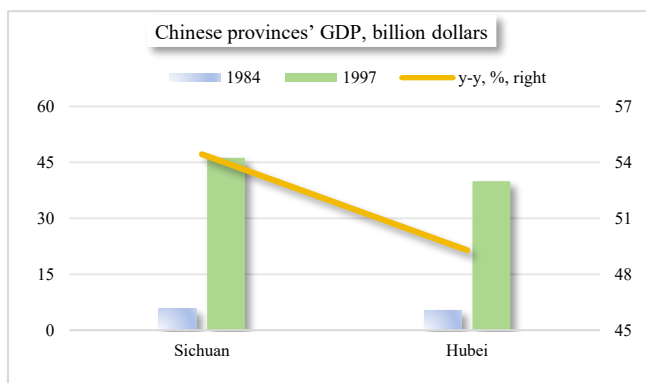


Figure 7 The China provinces GDP analysis VI. [1]

At the end, the Chinese provinces GDP analysis might show 25 & 16 billion dollars by Guangxi & Inner Mongolia provinces accordingly in 1997 in terms of Figure 8 to exhibit their modest economy strength. The y-y value might show about 69% & 48% by them correspondingly exhibited their most forwards developed steps.

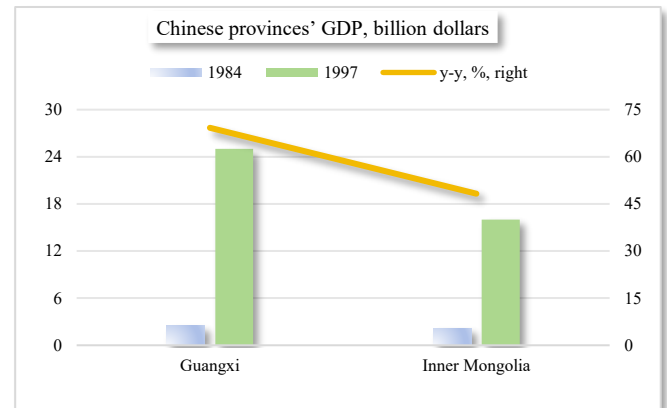


Figure 8 The China provinces GDP analysis VII. [1]

Summarily, the GDP with Chinese province and nation comparison can make our economy level to become high so the high-technique skill and experience may occupy the main factor to push our society forwards continuously for the sake of realizing modernization as early as possible. Meantime, the making capacity will be completed with modern industrialization for scale launching at all. We should also regulate the consumption expenditure and activity for thriving the economy situation forwards while the foreign trade exportation and importation will finish the foreign money accumulation for us to use in necessary and urgent moment. The regional variation needs to be balanced through “west electricity & east transit” and “east value & west computing” etc many factors. At the end, the Guangdong, Jiangsu, Shandong, Zhejiang having high GDP provinces will be learned carefully and study its background can help us to learn many useful methods to develop our modest provinces as soon as possible.

### 3. Conclusions

The GDP (gross domestic product) can be repenting the past economy goodness or badness that is calculated by experts according to the economy activities in one region within a certain time. So that it has an important economics factor for us to grasp through comparing with other regions for the sake of finding the advantage and disadvantage to know the variation between regions and time. There will be many aspects to consider like foreign trade, high-tech making capacities and agriculture machinery from the tertiary industry to first industry. Foreign trade as an tertiary one may play big role presently, then the high-technique making capacities will become main pillar, finally the agriculture machinery automation can wield its high grain making amount and quality. With regards to developing the high-

technique product the artificial intelligence may expose its capacity gradually in product making workshop, canteen ingredient transit, and agriculture poultry farm etc. many aspects. So it is believed that the more and more product procedures will be transformed into actual technology pushing the modernization and industrialization sustainably and constantly. If the high-technology level becomes high the more scale producing efficiency may exhibit and completion that contributes to our society at all. On the other hand, the cities GDP can reflect those big urban with first-line, second one even third one will become an important effectiveness to the provinces even the nation, which let us emphasize their potential entities like metropolitan Beijing Shanghai Guangzhou & Shenzhen cities whose GDP value may record the highest scale for us to estimate and work there since there will be more opportunities and money to earn and invest. Shanghai & Shenzhen stock exchange center will exhibit huge monitor to express the stock index change for many of us to consider its money chance. At the same time, there must be many talents to join the work position at the high-end-product making manufacturer after they finished the subject education with certain skills recruited by maker human resource department in famous factories.

### Funding

This work was supported by the Korean Science & Engineering Fund (KSEF) at the granted No. 96-0300-11-01-03 under the Specialized Basis Research Program.

### Ethic Declarations

The authors declared that there were not conflicts of interest.

### References

1. China provinces GDP analysis, Apr 9, 2026
2. Run Xu, Zhenguo Li, Xianglan Piao, Guanghui Yu, Sugun Lim, Changfu Jin, Wanhao Wu, An Innovation Study for the Henan Cities GDP Changes and China & Canada, West Germany & East Germany GDP Analysis and Hebei Cities GDP Status on Scientist through Sustainability, UKR Journal of Economics, Business and Management, 2(4), 2026, 22~28, DOI: <https://doi.org/10.5281/zenodo.19455098>
3. Run Xu, Jing Yu, Guanghui Yu, Jiaguang Liu, Xianglan Piao, Changfu Jin, Zheman Lian, Dezhu Li, An Innovation Searching for Chinese provinces GDP Value analysis, MSI Journal of Multidisciplinary Research, Volume-3, Issue-3 (March-2026), 1~11, <https://zenodo.org/records/18944950> **Impact Factor: 4.0**
4. Run Xu, Jing Yu, Guanghui Yu, Jiaguang Liu, Xianglan Piao, Changfu Jin, Zheman Lian, Dezhu Li, An Innovation Searching for Analyzing Five Metropolitan Cities GDP Value, MSI Journal of Multidisciplinary Research, Volume-3, Issue-3 (March-2026), 1~11, <https://zenodo.org/records/18945054> **Impact Factor: 4.0**
5. Run Xu, The Searching for Analyzing the Nation's Economy Strength GDP and The Top Nations' Industrial Production Comparison Sustainably through Observing Historical Statistic Value, MSI Journal of Multidisciplinary Research, Volume-3, Issue-3 (March-2026), 1~11, <https://zenodo.org/records/18853698> **Impact Factor: 4.0**
6. Run Xu, An Innovation Searching for Prospering Economy GDP Enhancement with Osaka & Shanghai and Hong Kong Cities & Shandong and Fujian Provinces on Scientists' Analysizing Behavior and Judgement by Sustainability, UKR Journal of Economics, Business and Management, Volume 1, Issue 10, 2025, 303~307 **Impact factor 4.33**
7. Run Xu, The Searching for Analyzing the Nation's Economy Strength GDP & Top Nations' Industrial Production Comparison & China cities index of development etc. Sustainably through Observing Historical Statistic Value, MSI Journal of Multidisciplinary Research, Volume-3, Issue-3 (March-2026), 1~11, <https://zenodo.org/records/18853807>
8. Run Xu, Zhenguo Li, An Innovation Searching for Analyzing the China & European Nations GDP & the World Cities GDP Changes through Sustainability, MSI Journal of Multidisciplinary Research, Volume-3, Issue-3 (March-2026), 1~10, <https://zenodo.org/records/19055250> **Impact Factor: 4.0**
9. Run Xu, Zhenguo Li, An Innovation Searching for Analyzing the Asian Nations GDP Status by Sustainability, MSI Journal of Multidisciplinary Research, Volume-3, Issue-3 (March-2026), 1~10, <https://zenodo.org/records/19062671> **Impact Factor: 4.0**
10. Run Xu, Zhenguo Li, An Innovation Searching for Analyzing the Chinese Part Central Provinces GDP & the Israel & Top Chinese Cities GDP Status Sustainably, MSI Journal of Multidisciplinary Research, Volume-3, Issue-3 (March-2026), 1~10, <https://zenodo.org/records/19061343> **Impact Factor: 4.0**
11. Run Xu, An Innovative Research about Booming GDP Enhancement with Chinese Hubei & Hunan Provinces, Additionally Stocks Sector Variations on Scientists by Sustainability, UAI J Mult Cul Stu., Volume-2 Issue-1 (January~February) 2026, 29~32

12. Run Xu, Changfu Jin, Yonggen Wu, An Innovation Research about Booming GDP Enhancement with Tokyo Korea Holland & Chinese Top Provinces on Scientist by Sustainability, UAI J Mult Cul Stu., Volume-2 Issue-1 (January~February) 2026, 25~28
  13. Run Xu, Zhenguo Li, An Innovation Searching for Enhancing the China Foreign Trade Trillion Yuan Provinces Value & China Cites' GDP per capita on Scientists Sustainably, MSI Journal of Economics and Business Management, Volume-3, Issue-3 (March -2026), 1~11, [https://zenodo.org/ records/19071683](https://zenodo.org/records/19071683)
  14. Run Xu, An Innovative Research about Booming GDP Enhancement with Chinese Hubei & Hunan Provinces, Additionally Stocks Sector Variations on Scientists by Sustainability, UAI J Mult Cul Stu., Volume-2 Issue-1 (January~February) 2026, 29~32
  15. Run Xu, Changfu Jin, Yonggen Wu, An Innovation Research about Booming GDP Enhancement with Tokyo Korea Holland & Chinese Top Provinces on Scientist by Sustainability, UAI J Mult Cul Stu., Volume-2 Issue-1 (January~February) 2026, 25~28
  16. Run Xu, Xianglan piao, Changfu Jin, Boyong Hur, Sugun Lim, Wanhao Wu, Guanghui Yu, Enji Li, An Innovation Searching for Retrieving Anhui & Hong Kong City and New Energy Vehicle Sale Amount and Singapore & Shan'xi Province's GDP Enhancements by Sustainability, UAI J Mult Cul Stu., Volume-2 Issue-1 (January~February) 2026, 33~36
  17. Run Xu, Boyong Hur, Sugun Lim, Wanhao Wu, Guanghui Yu, Xianglan piao, Enji Li, An Innovation Searching for Retrieving Singapore & Shan'xi Province and Tokyo & Hong Kong City's GDP Enhancements and Nuclear-Energy Generating Electricity Amount by Sustainability, UAI J Mult Cul Stu., Volume-2 Issue-1 (January~February) 2026, 37~40
  18. Run Xu\*, Changfu Jin, Yonggen Wu, Tianyi Yan, Boyong Hur, Sugun Lim, Tao Yu, Wanhao Wu, Guanghui Yu, The Innovative Searching for Booming Tokyo City & Chinese Provinces' GDP Enhancement Variations on Scientists Publishing in Subjects & Recruiting Information for PhD by Sustainability, Isg j. multidiscip. Stud. Volume-IV, Issue-I, 2026, 23~27
  19. Run Xu, Xianglan piao, Changfu Jin, Boyong Hur, Sugun Lim, Wanhao Wu, Guanghui Yu, Enji Li, An Innovation Searching for Retrieving Anhui & Hong Kong City and New Energy Vehicle Sale Amount and Singapore & Shan'xi Province's GDP Enhancements by Sustainability, UAI J Mult Cul Stu., Volume-2 Issue-1 (January~February) 2026, 33~36
  20. Run Xu, Boyong Hur, Sugun Lim, Wanhao Wu, Guanghui Yu, Xianglan piao, Enji Li, An Innovation Searching for Retrieving Singapore & Shan'xi Province and Tokyo & Hong Kong City's GDP Enhancements and Nuclear-Energy Generating Electricity Amount by Sustainability, UAI J Mult Cul Stu., Volume-2 Issue-1 (January~February) 2026, 37~40
  21. Run Xu, Changfu Jin, Yonggen Wu, Tianyi Yan, An Innovation Searching for Prospering Economy GDP Enhancement with the Holland & China Jiangsu etc. Provinces and Forecasting Global Ranking Analysis on Scientists' Behavior and Judgement by Sustainability, UKR Journal of Economics, Business and Management, Volume 2, Issue 1, 2026, 29~32
- Impact factor 4.33**
22. Run Xu, Xianglan piao, Changfu Jin, Boyong Hur, Sugun Lim, Wanhao Wu, Guanghui Yu, Enji Li, An Innovation Searching for Retrieving the Economy GDP with the Venezuela & China's Enhancements and 2025 China Auto makers sale amount by Sustainability, Edu Rekha International Journal of Entrepreneurship, Economics and Business Management, Volume- 2 Issue -1 (January-February) 2026, 1~4
  23. Run Xu, Changfu Jin, Yonggen Wu, Tianyi Yan, An Innovative Research about Thriving Chinese New-Power Auto-Makers Sale numbers in 2025 & GDP Enhancement with Venezuela and Chinese Cities etc. Additionally Hubei & Hunan Provinces on Scientists Sustainably, UKR Journal of Economics, Business and Management, Volume 2, Issue 1, 2026, 38~42
  24. Run Xu, Changfu Jin, Yonggen Wu, Tianyi Yan, An Innovative Research about Thriving GDP Enhancement with Chinese North-Eastern Three Provinces and Indian States, Additionally Nobel Prize Amount Variations on Scientists Sustainably, UKR Journal of Economics, Business and Management, Volume 2, Issue 1, 2026, 43~47
  25. Run Xu, An Innovative Research about Booming GDP Enhancement with Chinese Hubei & Hunan Provinces, Additionally Stocks Sector Variations on Scientists by Sustainability, UAI J Mult Cul Stu., Volume-2 Issue-1 (January~February) 2026, 29~32