

# A New Research about Proceeding Chinese Top Provinces & Israel GDP Analysis through Sustainability

Run Xu<sup>1</sup>, Younwook Kim<sup>2</sup>

<sup>1</sup> Gyeongsang National University, School of Nano New Materials Engineering, Jinju-Si 52828, South Korea

<sup>2</sup> Keimyung University, Materials Engineering Division, Gyeongbuk, Daegu 250100, South Korea

\*Corresponding Author: Run Xu

DOI: <https://doi.org/10.5281/zenodo.19649162>

Article History	Abstract
<p><b>Original Research Article</b></p> <p>Received: 01-03-2026</p> <p>Accepted: 06-04-2026</p> <p>Published: 19-04-2026</p> <p>Copyright © 2026 The Author(s): This is an open-access article distributed under the terms of the Creative Commons Attribution 4.0 International License (CC BY-NC) which permits unrestricted use, distribution, and reproduction in any medium for non-commercial use provided the original author and source are credited.</p> <p><b>Citation:</b> Run Xu, Younwook Kim. (2026). A New Research about Proceeding Chinese Top Provinces &amp; Israel GDP Analysis through Sustainability. UKR Journal of Multidisciplinary Studies (UKRJMS), 2(4), 74-78.</p>	<p><i>The exportation goods will be included in total GDP(gross domestic product) value with a certain rate as a tertiary industry, so the more exportation goods kinds and amount will determine one nation's tertiary achievement partly. With regards to the more exportation kinds &amp; amount will help us to attain the increasing GDP content because the more surplus can be gained by us. Thereby, the foreign exportation &amp; importation total amount may represent one nation goods positively active status that may help our GDP amount to increase with high degree. With producing more high-technique product our those kinds product can wield more and more influence on the entire GDP's high-technology products with their industrial chains getting more completeness and maturity skill for making high-end and green ones sustainably. Therein, we need to grasp the whole procedure skills as soon as early because it may create more high-quality and low-cost ones at final. On the other hand, the cities GDP can reflect those big urban with first-line, second one even third one will become an important effectiveness to the provinces even the nation, which let us emphasize their potential entities like metropolitan Beijing Shanghai Guangzhou &amp; Shenzhen cities whose GDP value may record the highest scale for us to estimate and work there since there will be more opportunities and money to earn and invest. Shanghai &amp; Shenzhen stock exchange center will exhibit huge monitor to express the stock index change for many of us to consider its money chance. At the same time, there must be many talents to join the work position at the high-end-product making manufacturer after they finished the subject education with certain skills recruited by maker human resource department in famous factories. So that we need to continue to support them especial in AI and automatic equipment that may bring up many new experiences to follow the global developed field for making more innovation product like family robot factory one and store one etc. many occasions for the more convenient applications and payment machine in big malls.</i></p> <p><b>Keywords:</b> <i>proceeding Chinese top provinces &amp; Israel GDP analysis; new research; domestic revenue provinces analysis.</i></p>

## 1. Introduction

The nations & regions GDP will represent their comprehensive strength in views of economy level and quality, so searching it may have an important effectiveness for us to process statistic with the national producing amount every month, season and year. In the meantime, the value with y-y has also a significant meaning that reflects the economy growth step because we should clarify the increasing change so as to evaluate the increasement and declination value precisely. The positive y-y value may mean the good and rapid economy developing

status whilst the minus one may state the bad and slow economy step. So we judge the economy developing enhancement and decrease through that y-y value for a certain period. Thereby, the detail discussion will include in the following aspects. The GDP which indicates national economic status has provided an important role in every aspect in the world. So that the population increasing rate would be maintained for the sake of raising high-technique product with the entire industrial chain constantly which might enhance our

new-quality-productivity. Hence we should consider the effective factors for example the population quantity, new quality productivity with high-technique etc. like big plane electric vehicle battery AI robot quantum computer medicine making disease diagnosis AI(artificial intelligence), ocean source space exploration nuclear generator 5G communication etc. other ones. Low population enables to offer high life & quality with improving GDP per capita value. Meanwhile, it can enhance the national whole GDP value and help us to boost the economic recovery and many things to do. So the certain population is about to improve our national confidence some degree and make us to become priority one as early as possible even the super-country to lead the world to leadership right.

In contrast, the GDP with Chinese province and nation comparison can make our economy level to become high so the high-technique skill and experience may occupy the main factor to push our society forwards continuously for the sake of realizing modernization as early as possible. Meantime, the making capacity will be completed with modern industrialization for scale launching at all. We should also regulate the consumption expenditure and activity for thriving the economy situation forwards while the foreign trade exportation and importation will finish the foreign money accumulation for us to use in necessary and urgent moment. The regional variation needs to be balanced through “west electricity & east transit” and “east value & west computing” etc many factors. At the end, the Guangdong, Jiangsu, Shandong, Zhejiang having high GDP provinces will be learned carefully and study its background can help us to learn many useful methods to develop our modest provinces as soon as possible.[1~19]

## 2. Discussions

### The Chinese top provinces & Israel GDP analysis

The Chinese provinces GDP analysis might show 50~5 billion dollars by Qinghai~Xizang provinces accordingly in 1989 in terms of Figure 1 to explain their modest economy level. The y-y value might indicate 20% by both of them respectively exhibited their faster developed steps.

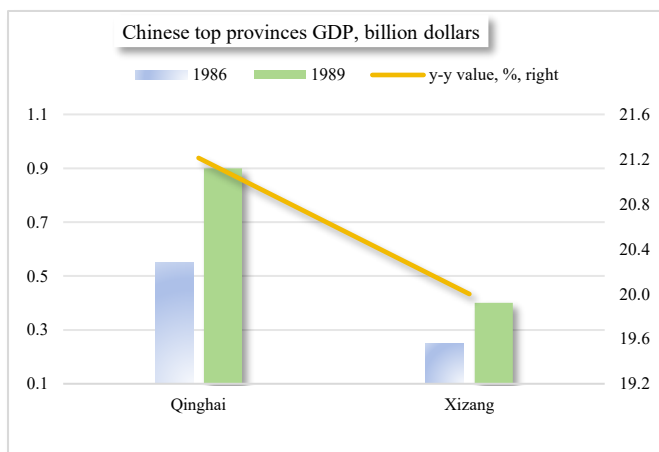


Figure 1 The Chinese top provinces GDP analysis. [1]

Meanwhile, the Chinese provinces GDP analysis might show 330~135 billion dollars by Taipei-Israel ones accordingly in 2003 in terms of Figure 2 to explain their higher economy level. The y-y value might indicate 3%~2.5% by them respectively exhibited their slower developed steps. In contrast, the HK completed 165 billion dollars & -0.2% minus developed step.

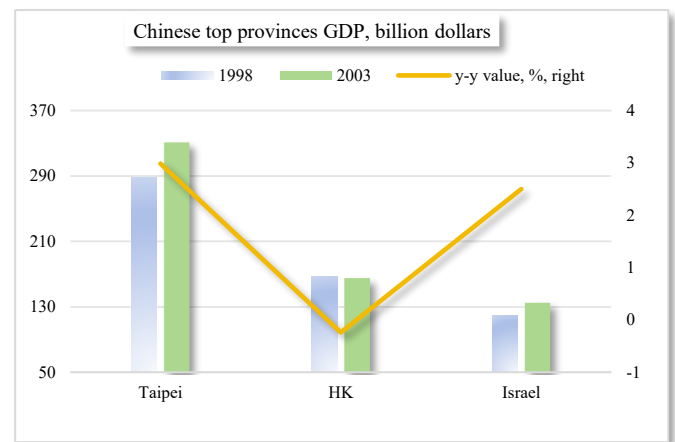


Figure 2 The Israel & Chinese Jiangsu province GDP analysis I. [1]

Meanwhile, the Chinese provinces GDP analysis might show 50~5 billion dollars by Jiangsu~Guangdong provinces accordingly in 2003 in terms of Figure 3 to explain their modest economy level. The y-y value might indicate 17%~19% by them respectively exhibited their faster developed steps. In contrast, the Shandong completed 170 billion dollars & 13.5% faster developed step.

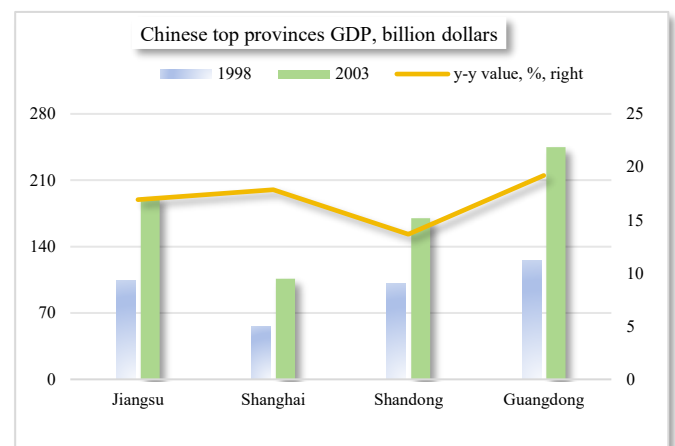


Figure 3 The Israel & Chinese Jiangsu province GDP analysis II. [1]

Meantime, the Chinese provinces GDP analysis might show 50~5 billion dollars by Liaoning~Fujian provinces accordingly in 2003 in terms of Figure 4 to explain their modest economy level. The y-y value might indicate 11%~12.6% by them respectively exhibited their forwards developed steps. In contrast, the Henan completed 108 billion dollars & 14.8% fastest developed step.

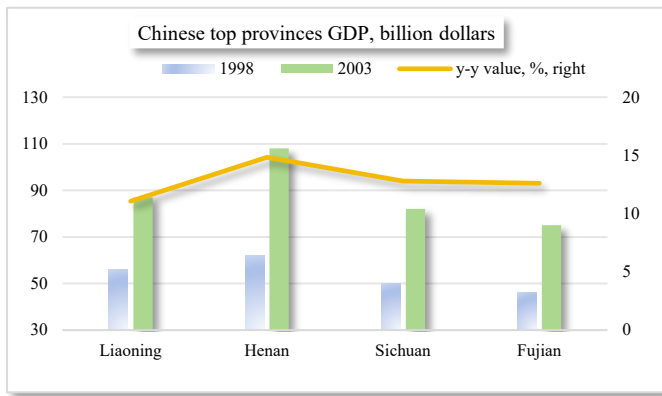


Figure 4 The Israel & Chinese Jiangsu province GDP analysis III. [1]

Meantime, the Chinese provinces GDP analysis might show 80~32 billion dollars by Beijing~Jilin ones accordingly in 2003 in terms of Figure 5 to explain their modest economy level. The y-y value might indicate 12%~7.8% by them respectively exhibited their faster developed steps. In contrast, the Henan completed 11.5% faster developed step.

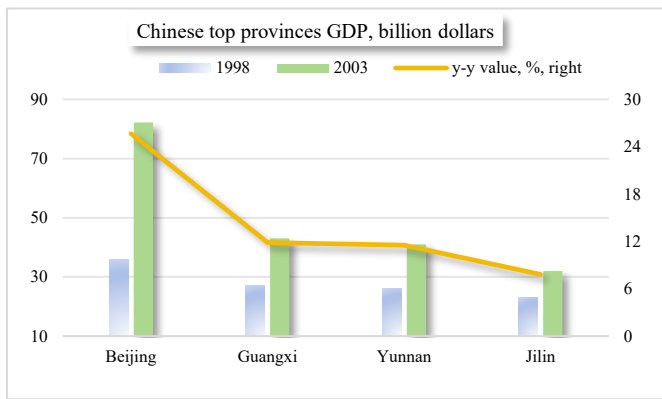


Figure 5 The Israel & Chinese Jiangsu province GDP analysis IV. [1]

Meantime, The Chinese provinces GDP analysis might show 44~20 billion dollars by Jiangxi~Gansu provinces accordingly in 2003 in terms of Figure 6 to explain their modest economy level. The y-y value might indicate 15%~13% by them respectively exhibited their faster developed steps. In contrast, the Shan'xi completed 18% fastest developed step.

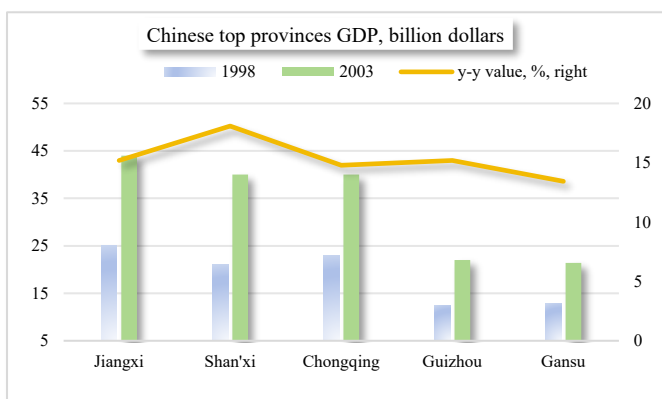


Figure 6 The Israel & Chinese Jiangsu province GDP analysis V. [1]

At final, the Chinese provinces GDP analysis might show 28~2.5 billion dollars by Xinjiang~Xizang provinces accordingly in 2003 in terms of Figure 7 to explain their slower economy level. The y-y value might indicate 8%~17% by them respectively exhibited their fast developed steps. In contrast, the Macau completed 8% most modest developed step.

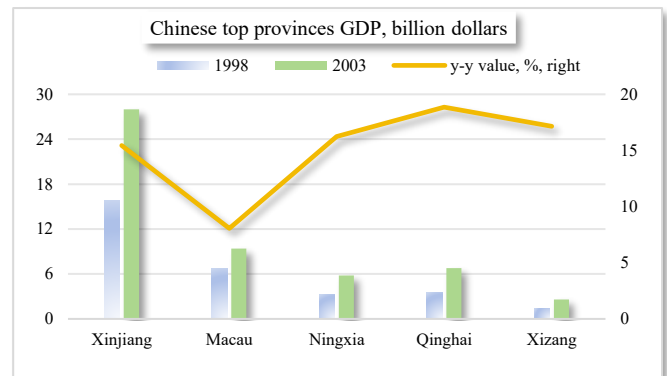


Figure 7 The Israel & Chinese Jiangsu province GDP analysis VI. [1]

In this paper, the Chinese top provinces GDP estimation will be discussed in detail according to the different ones like Jiangsu~Guangdong & Beijing~Jilin ones etc. within different period like mainly 1998 & 2003. the Israel, Taiwan & HongKong regions are to be involved additionally for the sake of comparing those variation with Chinese ones within those years. It is to be found that the Guangdong, Jiangsu & Shandong etc. provinces GDP exceeded or approached the three regions in 2003. it may prove that the Chinese new top provinces wield their advantage like emphasizing highness, refinements, sharpness talents and engineers from then. So that Chinese technique level starts to exhibit its sharpness, many of them participate to technique innovation so as to arouse the potential ability for meeting world challenge and leadership in many of fields like agricultural machinery functional precision, high-end equipment making capacity & electron computer and communication emerging etc tertiary industry modernization and industrialization. All of those may bring out new product & equipment creative making abilities under high-technique especial about high-level equipment leading makers by experts and scholars who propose new method to approach the innovation found and application to modern industry. Thereby, the enough candidates about the AI (artificial intelligence) and automatic machine like humanoid robot who can do many things for us included transit part and food, introducing the guiding tutorial, doing delicious cuisines for us and tiding room even talk with old man etc. Therefore, the high-tech mature product may take up the GDP value increasement and recruit many human source to employ more employees to participate in relevant maker to pursue their business.

### 3. Conclusions

The GDP(gross domestic product) can be repenting the past economy goodness or badness that is calculated by experts according to the economy activities in one region within a certain time. So that it has an important economics factor for us to grasp through comparing with other regions for the sake of finding the advantage and disadvantage to know the variation between regions and time. There will be many aspects to consider like foreign trade, high-tech making capacities and agriculture machinery from the tertiary industry to first industry. Foreign trade as an tertiary one may play big role presently, then the high-technique making capacities will become main pillar, finally the agriculture machinery automation can wield its high grain making amount and quality. With regards to developing the high-technique product the artificial intelligence may expose its capacity gradually in product making workshop, canteen ingredient transit, and agriculture poultry farm etc. many aspects. So it is believed that the more and more product procedures will be transformed into actual technology pushing the modernization and industrialization sustainably and constantly. If the high-technology level becomes high the more scale producing efficiency may exhibit and completion that contributes to our society at all. On the other hand, the cities GDP can reflect those big urban with first-line, second one even third one will become an important effectiveness to the provinces even the nation, which let us emphasize their potential entities like metropolitan Beijing Shanghai Guangzhou &Shenzhen cities whose GDP value may record the highest scale for us to estimate and work there since there will be more opportunities and money to earn and invest. Shanghai &Shenzhen stock exchange center will exhibit huge monitor to express the stock index change for many of us to consider its money chance. At the same time, there must be many talents to join the work position at the high-end-product making manufacturer after they finished the subject education with certain skills recruited by maker human resource department in famous factories.

#### Funding

This work was supported by the Korean Science &Engineering Fund(KSEF) at the granted No. 96-0300-11-01-03 under the Specialized Basis Research Program.

#### Ethic Declarations

The authors declared that there were not conflicts of interest.

### References

1. The Chinese provinces &Israel GDP, Apr 13, 2026[462]
2. Run Xu, Zhenguo Li, An Innovation Research of Analyzing A Stocks IPO Amount Changes and Hebei & Anhui Province Cities GDP Status with Sustainability, UKR Journal of Multidisciplinary Studies, 2(3), 2026, 78~82, DOI: <https://doi.org/10.5281/zenodo.19246646>
3. Run Xu, Zhenguo Li, Xianglan Piao, Changfu Jin, A Study for the Japan Counties' GDP Value Analysis with Sustainability, UKR Journal of Multidisciplinary Studies, 2(3), 2026, 113~117, DOI: <https://doi.org/10.5281/zenodo.19307940>
4. Run Xu, Zhenguo Li, Xianglan Piao, Changfu Jin, An Innovation Study for Analyzing the Japan Counties' GDP Value Changes & Journal of Neuroscience and Neurological Surgery Sustainably, UKR Journal of Multidisciplinary Studies, 2(3), 2026, 108~112, DOI: <https://doi.org/10.5281/zenodo.19307288>
5. Run Xu, Zhenguo Li, Xianglan Piao, A Study for IPO Amount in 2025 and Cities GDP Status in Jilin Province Analysis and 2025 Dr Karl Wamsler Innovation Award Sustainably,UKR Journal of Multidisciplinary Studies, 2(3), 2026, 97~101, DOI: <https://doi.org/10.5281/zenodo.19306035>
6. Run Xu, Zhenguo Li, Xianglan Piao, A Study for Japan Counties GDP and China & Iran Nation's GDP per capita Analysis Sustainably, UKR Journal of Multidisciplinary Studies, 2(3), 2026, 102~107, DOI: <https://doi.org/10.5281/zenodo.19306920>
7. Run Xu, Zhenguo Li, An Innovation Study for Nations GDP Strength & Nations Generating Electricity Amount Status and Archives of Engineering and Technology Sustainably, UKR Journal of Economics, Business and Management, 2(3), 2026, 136~140, DOI: <https://doi.org/10.5281/zenodo.19349223> **Impact factor: 4.33**
8. Run Xu, Zhenguo Li, An Innovation Research of Nuclear Generated Electric Amount & Global Auto Business Profit Rate Trend Analysis Science Sustainably, UKR Journal of Economics, Business and Management, 2(3), 2026, 131~135, DOI: <https://doi.org/10.5281/zenodo.19345882> **Impact factor: 4.33**
9. Run Xu, A Study on China Provinces & Japan Counties GDP Analysis and Nations Generating Electricity Amount by Sustainability, UKR

Journal of Economics, Business and Management, 2(3), 2026, 126~130, DOI: <https://doi.org/10.5281/zenodo.19345337>

10. Run Xu, Zhenguo Li, An Innovation Research of Nuclear Generated Electric Amount & Global Auto Business Profit Rate Trend Analysis Sustainably, UKR Journal of Economics, Business and Management, 2(3), 2026, 141~146, DOI: <https://doi.org/10.5281/zenodo.19364820>
11. Run Xu, Zhenguo Li, Wanhao Wu, Xianglan Piao, Changfu Jin, An Innovation Research on the Cities GDP per capita Status in Chinese Jilin Province & ACM AM Turing Award Honors for the Foundational Contributions to Quantum Information Science Sustainably, UKR Journal of Economics, Business and Management, 2(3), 2026, 131~135, DOI: <https://doi.org/10.5281/zenodo.19396113>
12. Run Xu, A New Study on Proceeding Guangdong Cities GDP per capita and China & Mongolia GDP per capita Variations Sustainably, UKR Journal of Economics, Business and Management, 2(4), 2026, 39~43, DOI: <https://doi.org/10.5281/zenodo.19456229>
13. Run Xu, A New Study on Proceeding Nations' Goods Exportation Changes & Hebei Top Cities GDP Analysis Sustainably, UKR Journal of Economics, Business and Management, 2(4), 2026, 34~38, DOI: <https://doi.org/10.5281/zenodo.19455646>
14. Run Xu, An Innovation Study for Hebei Cities GDP Analysis & 2020~2024 Universities Staff & Faculty on Scientist by Sustainability, UKR Journal of Economics, Business and Management, 2(4), 2026, 29~33, DOI: <https://doi.org/10.5281/zenodo.19455498>
15. Run Xu, Zhenguo Li, Xianglan Piao, Guanghui Yu, Sugun Lim, Changfu Jin, Wanhao Wu, An Innovation Study for the Henan Cities GDP Changes and China & Canada, West Germany & East Germany GDP Analysis and Hebei Cities GDP Status on Scientist through Sustainability, UKR Journal of Economics, Business and Management, 2(4), 2026, 22~28, DOI: <https://doi.org/10.5281/zenodo.19455098>
16. Run Xu, A New Research on Proceeding China, Japan & India GDP Analysis and Industrial Product Analysis with Nations and China Province's Universities Numbers in 2026 with Sustainability, UKR Journal of Economics, Business and Management, 2(4), 2026, 44~48, DOI: <https://doi.org/10.5281/zenodo.19494677>  
**Impact factor: 4.33**
17. Run Xu, A New Research on Proceeding China Provinces GDP per capita & Chinese Cities GDP Analysis with Sustainability, UKR Journal of Economics, Business and Management, 2(4), 2026, 49~53, DOI: <https://doi.org/10.5281/zenodo.19494909>
18. Run Xu, A New Research on Proceeding Global Nations' GDP Improvement in 2025 and Chinese Provinces GDP Comparison through Sustainability, UKR Journal of Economics, Business and Management, 2(4), 2026, 54~58, DOI: <https://doi.org/10.5281/zenodo.19495062>
19. Run Xu, A New Research on Proceeding Global Nations GDP Status Changes in 2025 & Industrial Product Analysis with Sustainability, UKR Journal of Economics, Business and Management, 2(4), 2026, 59~63, DOI: <https://doi.org/10.5281/zenodo.19495424>