

# A New Research about Proceeding Chinese Top Provinces GDP and China Japan & India states GDP Analysis through Sustainability

Run Xu<sup>1</sup>, Younwook Kim<sup>2</sup>

<sup>1</sup>Gyeongsang National University, School of Nano New Materials Engineering, Jinju-Si 52828, South Korea

<sup>2</sup>Keimyung University, Materials Engineering Division, Gyeongbuk, Daegu 250100, South Korea

\*Corresponding Author: Run Xu

DOI: <https://doi.org/10.5281/zenodo.19675085>

Article History	Abstract
Original Research Article	<p><i>The exportation goods will be included in total GDP(gross domestic product) value with a certain rate as a tertiary industry, so the more exportation goods kinds and amount will determine one nation's tertiary achievement partly. With regards to the more exportation kinds &amp; amount will help us to attain the increasing GDP content because the more surplus can be gained by us. Thereby, the foreign exportation &amp; importation total amount may represent one nation goods positively active status that may help our GDP amount to increase with high degree. With producing more high-technique product our those kinds product can wield more and more influence on the entire GDP's high-technology products with their industrial chains getting more completeness and maturity skill for making high-end and green ones sustainably. Therein, we need to grasp the whole procedure skills as soon as early because it may create more high-quality and low-cost ones at final. On the other hand, the cities GDP can reflect those big urban with first-line, second one even third one will become an important effectiveness to the provinces even the nation, which let us emphasize their potential entities like metropolitan Beijing Shanghai Guangzhou &amp; Shenzhen cities whose GDP value may record the highest scale for us to estimate and work there since there will be more opportunities and money to earn and invest. Shanghai &amp; Shenzhen stock exchange center will exhibit huge monitor to express the stock index change for many of us to consider its money chance. At the same time, there must be many talents to join the work position at the high-end-product making manufacturer after they finished the subject education with certain skills recruited by maker human resource department in famous factories. So that we need to continue to support them especial in AI and automatic equipment that may bring up many new experiences to follow the global developed field for making more innovation product like family robot factory one and store one etc. many occasions for the more convenient applications and payment machine in big malls.</i></p> <p><b>Keywords:</b> <i>proceeding Chinese top provinces GDP analysis, China, Japan &amp; India states GDP analysis, new research, through sustainability.</i></p>
Received: 01-03-2026	
Accepted: 07-04-2026	
Published: 21-04-2026	
<p>Copyright © 2026 The Author(s): This is an open-access article distributed under the terms of the Creative Commons Attribution 4.0 International License (CC BY-NC) which permits unrestricted use, distribution, and reproduction in any medium for non-commercial use provided the original author and source are credited.</p>	
<p><b>Citation:</b> Run Xu, &amp; Younwook Kim. (2026). A new research about proceeding Chinese top provinces GDP and China-Japan &amp; India states GDP analysis through sustainability. <i>UKR Journal of Economics, Business and Management (UKRJEBM)</i>, 2(4), 170-174.</p>	

## 1. Introduction

The nations & regions GDP will represent their comprehensive strength in views of economy level and quality, so searching it may have an important effectiveness for us to process statistic with the national producing amount every month, season and year. In the meantime, the value with y-y has also a significant meaning that reflects the economy growth step because we should clarify the increasing change so as to evaluate

the increasement and declination value precisely. The positive y-y value may mean the good and rapid economy developing status whilst the minus one may state the bad and slow economy step. So we judge the economy developing enhancement and decrease through that y-y value for a certain period. Thereby, the detail discussion will include in the following aspects. The GDP which indicates national economic status has

provided an important role in every aspect in the world. So that the population increasing rate would be maintained for the sake of raising high-technique product with the entire industrial chain constantly which might enhance our new-quality-productivity. Hence we should consider the effective factors for example the population quantity, new quality productivity with high-technique etc. like big plane, electric vehicle, battery AI robot, quantum computer, medicine making, disease diagnosis AI (artificial intelligence), ocean source, space exploration, nuclear generator, 5G communication etc. other ones. Low population enables to offer high life & quality with improving GDP per capita value. Meanwhile, it can enhance the national whole GDP value and help us to boost the economic recovery and many things to do. So the certain population is about to improve our national confidence some degree and make us to become priority one as early as possible even the super-country to lead the world to leadership right.

In contrast, the GDP with Chinese province and nation comparison can make our economy level to become high so the high-technique skill and experience may occupy the main factor to push our society forwards continuously for the sake of realizing modernization as early as possible. Meantime, the making capacity will be completed with modern industrialization for scale launching at all. We should also regulate the consumption expenditure and activity for thriving the economy situation forwards while the foreign trade exportation and importation will finish the foreign money accumulation for us to use in necessary and urgent moment. The regional variation needs to be balanced through “west electricity & east transit” and “east value & west computing” etc many factors. At the end, the Guangdong, Jiangsu, Shandong, Zhejiang having high GDP provinces will be learned carefully and study its background can help us to learn many useful methods to develop our modest provinces as soon as possible.[1~25]

## 2 Discussions

### 2.1 The Chinese provinces GDP analysis

The Chinese provinces GDP analysis might show 1.5~0.9 billion dollars by Hebei~Guangxi provinces accordingly in 1983 in terms of Figure 1 to explain their moderate economy level. The y-y value might indicate 15~12% by them respectively exhibited their faster developed steps. In contrast, the Zhejiang province completed 25% fastest developed step.

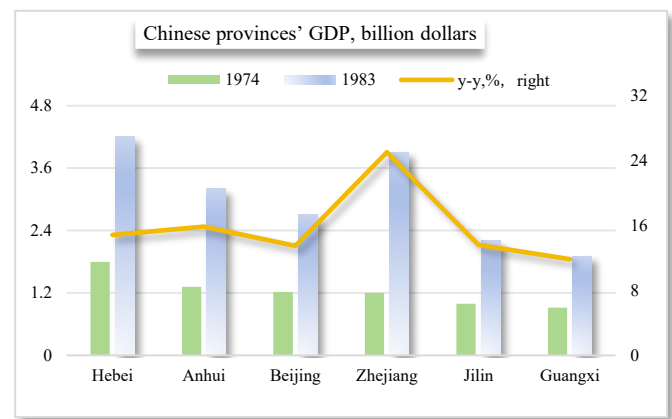


Figure 1 The Chinese provinces GDP analysis. [1]

The Chinese provinces GDP analysis might show 1.5~0.9 billion dollars by Jiangxi~Inner Mongolia provinces accordingly in 1983 in terms of Figure 2 to explain their moderate economy level. The y-y value might indicate 11~15% by them respectively exhibited their faster developed steps. In contrast, the Chongqing province completed 18% fastest developed step.

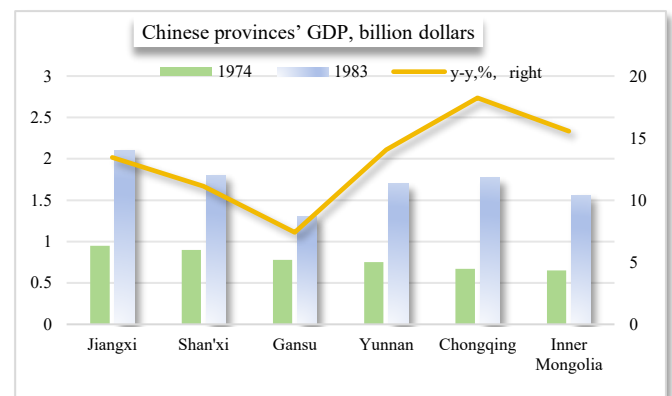


Figure 2 The Chinese provinces GDP analysis I [1]

Furthermore, the Chinese provinces GDP analysis might show 1.5~0.9 billion dollars by Fujian~Xinjiang provinces accordingly in 1983 in terms of Figure 3 to explain their high economy level. The y-y value might indicate 21~20% by them respectively exhibited their faster developed steps. In contrast, the Guizhou province completed 25% fastest developed step.

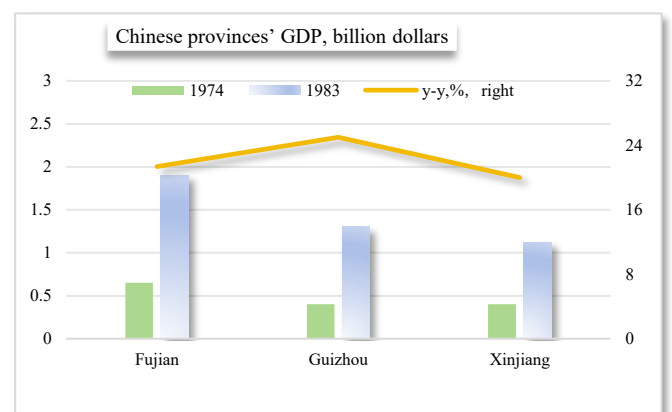


Figure 3 The Chinese provinces GDP analysis II [1]

Moreover, the Chinese provinces GDP analysis might show 1.5~0.9 billion dollars by Qinghai~Xizang provinces accordingly in 1983 in terms of Figure 4 to explain their moderate economy level. The y-y value might indicate 11~13% by them respectively exhibited their faster developed steps. In contrast, the Ningxia province completed 0.3 billion dollars higher developed strength.

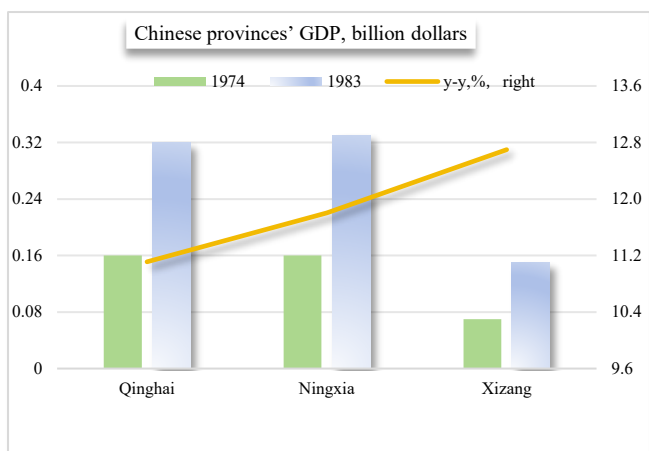


Figure 4 The Chinese provinces GDP analysis III [1]

## 2.2 China, Japan & India states GDP analysis

The China, Japan & India states GDP analysis might show 110~7 billion dollars by Osaka~Shandong one in 1983 accordingly in terms of Figure 5 to exhibit Tokyo city strong economy level. The difference between them indicate 16 times. The y-y value might show 1.5%~22% by Osaka~Shandong state accordingly expressed the Shandong forwards developed step besides that Tamil nadu remained 1.5% with slowest step.

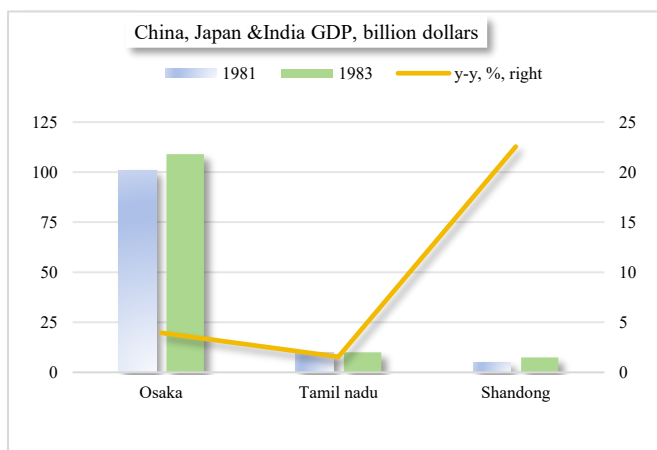


Figure 5 The China, Japan & India states GDP analysis. [2]

The China, Japan & India states GDP analysis might show 230~7 billion dollars by Tokyo~Jiangsu one in 1983 accordingly in terms of Figure 6 to exhibit Tokyo city strong economy level. The difference between them indicate 32 times. The y-y value might show 8%~17% by them accordingly expressed the Jiangsu forwards developed step besides that Jiangsu retained minimum step 2.5%.

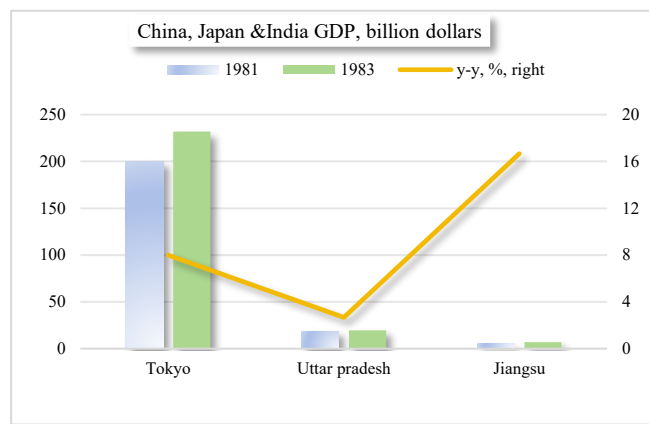


Figure 6 The China, Japan & India states GDP analysis I. [2]

On the other hand, the China, Japan & India states GDP analysis might show 88~6 billion dollars by Aichi~Guangdong one in 1983 accordingly in terms of Figure 7 to exhibit Tokyo city strong economy level. The difference between them indicate 14 times. The y-y value might show 7%~18% by them state accordingly expressed the Guangdong province forwards developed step besides that Maharashtra retained 3%.

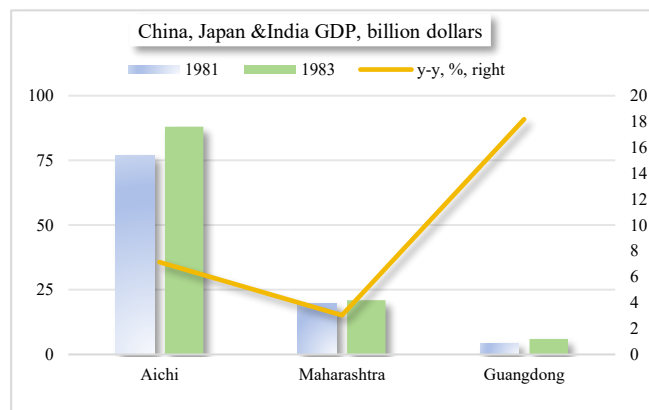


Figure 7 The China, Japan & India states GDP analysis II. [2]

## 2.3 Wages in the private sector in 2024

With inflation falling, the purchasing power of wages rose anew. In 2024, a private sector employee earned an average 2,733 euros net per month in full-time equivalent terms. Within inflation falling in 2024, the average net wage rebounded in constant euro with 0.8% after -1% in 2023. Half of all private sector employees earned less than 2,190 euro net per month in FTE terms. One out of ten employees earned less than 1,492 euros, while one out of ten earned more than 4,334 euros. In 2024, wages rose evenly across the entire pay scale, unlike in the two preceding years, when increases in the minimum wage preserved the purchasing power of those at the bottom of the distribution while inflation erodes that of higher wages. In this contest, wage inequalities stabilized in 2024 after three consecutive years of decline. [3]

In this paper, the Chinese top provinces GDP estimation

will be discussed in detail according to the different ones like Jiangsu~Guangdong & Beijing~Jilin ones etc. within different period like mainly 1998 & 2003. the Israel, Taiwan & HongKong regions are to be involved additionally for the sake of comparing those variation with Chinese ones within those years. It is to be found that the Guangdong, Jiangsu & Shandong etc. provinces GDP exceeded or approached the three regions in 2003. It may prove that the Chinese new top provinces wield their advantage like emphasizing highness, refinement, sharpness talents and engineers from then. So that Chinese technique level starts to exhibit its sharpness, many of them participate to technique innovation so as to arouse the potential ability for meeting world challenge and leadership in many of fields like agricultural machinery functional precision, high-end equipment making capacity & electron computer and communication emerging etc tertiary industry modernization and industrialization. All of those may bring out new product & equipment creative making abilities under high-technique especial about high-level equipment leading makers by experts and scholars who propose new method to approach the innovation found and application to modern industry. Thereby, the enough candidates about the AI (artificial intelligence) and automatic machine like humanoid robot who can do many things for us included transit part and food, introducing the guiding tutorial, doing delicious cuisines for us and tidying rooms even talk with old man etc. Therefore, the high-tech mature product may take up the GDP value increasement and recruit many human source to employ more employees to participate in relevant maker to pursue their business.

### 3. Conclusions

When we learn one region economy better and worse the GDP will be seen, so from the past years the general trend is to be understood with graph. Then the worse year may be played for us to interpret the reason correctly and evaluated objectively, which may be considered and estimated generally on the defined regions through various time for the sake of seeking the reasonable cause to those worse one. Thereby, the transparent view on that region and time will be seen so as to make revision strategic plans for next time target. So that the clear combined the region characteristics destination may be proposed by government that can involve in all the detail aspects around economy factors like foreign trade, high-tech-product, agricultural machinery modernization and automation. So the high-value-added product may play its value in domestic and world market for us to proceed the foreign trade those high-technology products into south-east Asia and east-middle market even American continent one besides the Europe market gradually. Those high-technique device and products can bring out new opportunity how to handle and use them, so

that the product with whole-life-period can be taught by our engineer and experts processed a periodic train class for the sake of teaching the manual tutorial and maintenance method frequently. As we know the high-tech product making will be high-knowledge and sophisticate, thereby the high-profitable will be taken by us so as to gain high-value-added money for us. Additionally, the agricultural machinery may take up the much grain function, so the research for low-cost and high-level ones should be studied by our manufacturer and university contributed to the first-industry increasement in order to raise the GDP value continuously. At the end, there will be so much chances for us to study innovation one and find the corresponding solution to increase our technique product making level and quality. Let our expert and engineers search for more deepening finds and making the multi-functional new ones sustainably. The 5G handphone communication will be prevalent at present. Later the 6G communication may be structured gradually. On the other side, the green energy reformation will be actively proceeded transforming the traditional industrialization one into the innovation modernization. Thereby, the institutional changes must be proceeded through new one that includes in the automatic even artificial intelligence government administration systems. Let us commonly help to increase those joints at all.

### References

1. The Chinese provinces GDP analysis, Apr 9, 2026
2. The China, Japan & India states GDP, Apr 13, 2026
3. Wages in the private sector in 2024, Apr 13, 2026
4. Run Xu, A New Research on Proceeding China, Japan & India GDP Analysis and Industrial Product Analysis with Nations and China Province's Universities Numbers in 2026 with Sustainability, UKR Journal of Economics, Business and Management, 2(4), 2026, 44-48, DOI: <https://doi.org/10.5281/zenodo.19494677> **Impact factor: 4.33**
5. Run Xu, A New Research on Proceeding China Provinces GDP per capita & Chinese Cities GDP Analysis with Sustainability, UKR Journal of Economics, Business and Management, 2(4), 2026, 49-53, DOI: <https://doi.org/10.5281/zenodo.19494909>
6. Run Xu, A New Research on Proceeding Global Nations' GDP Improvement in 2025 and Chinese Provinces GDP Comparison through Sustainability, UKR Journal of Economics, Business and Management, 2(4), 2026, 54-58, DOI: <https://doi.org/10.5281/zenodo.19495062>
7. Run Xu, A New Research on Proceeding Global Nations GDP Status Changes in 2025 & Industrial Product Analysis with Sustainability, UKR Journal of Economics, Business and Management, 2(4), 2026, 59-63, DOI: <https://doi.org/10.5281/zenodo.19495062>

8. Run Xu, Zhenguo Li, An Innovation Research to Analyze the Mumbai & Henan Province Cities & China India & US Nations' GDP through Sustainability, UKR Journal of Multidisciplinary Studies, 2(3), 2026, 83~87, DOI: <https://doi.org/10.5281/zenodo.19247076>
9. Run Xu, Zhenguo Li, An Innovation Research of Analyzing A Stocks IPO Amount Changes and Hebei & Anhui Province Cities GDP Status with Sustainability, UKR Journal of Multidisciplinary Studies, 2(3), 2026, 78~82, DOI: <https://doi.org/10.5281/zenodo.19246646>
10. Run Xu, Zhenguo Li, Xianglan Piao, Changfu Jin, A Study for the Japan Counties' GDP Value Analysis with Sustainability, UKR Journal of Multidisciplinary Studies, 2(3), 2026, 113~117, DOI: <https://doi.org/10.5281/zenodo.19307940>
11. Run Xu, Zhenguo Li, Xianglan Piao, Changfu Jin, An Innovation Study for Analyzing the Japan Counties' GDP Value Changes & Journal of Neuroscience and Neurological Surgery Sustainably, UKR Journal of Multidisciplinary Studies, 2(3), 2026, 108~112, DOI: <https://doi.org/10.5281/zenodo.19307288>
12. Run Xu, Zhenguo Li, Xianglan Piao, A Study for IPO Amount in 2025 and Cities GDP Status in Jilin Province Analysis and 2025 Dr Karl Wamsler Innovation Award Sustainably, UKR Journal of Multidisciplinary Studies, 2(3), 2026, 97~101, DOI: <https://doi.org/10.5281/zenodo.19306035>
13. Run Xu, Zhenguo Li, Xianglan Piao, A Study for Japan Counties GDP and China & Iran Nation's GDP per capita Analysis Sustainably, UKR Journal of Multidisciplinary Studies, 2(3), 2026, 102~107, DOI: <https://doi.org/10.5281/zenodo.19306920>
14. Run Xu, Zhenguo Li, An Innovation Study for Nations GDP Strength & Nations Generating Electricity Amount Status and Archives of Engineering and Technology Sustainably, UKR Journal of Economics, Business and Management, 2(3), 2026, 136~140, DOI: <https://doi.org/10.5281/zenodo.19349223> **Impact factor: 4.33**
15. Run Xu, Zhenguo Li, An Innovation Research of Nuclear Generated Electric Amount & Global Auto Business Profit Rate Trend Analysis Science Sustainably, UKR Journal of Economics, Business and Management, 2(3), 2026, 131~135, DOI: <https://doi.org/10.5281/zenodo.19345882> **Impact factor: 4.33**
16. Run Xu, A Study on China Provinces & Japan Counties GDP Analysis and Nations Generating Electricity Amount by Sustainability, UKR Journal of Economics, Business and Management, 2(3), 2026, 126~130, DOI: <https://doi.org/10.5281/zenodo.19345337>
17. Run Xu, Zhenguo Li, An Innovation Research of Nuclear Generated Electric Amount & Global Auto Business Profit Rate Trend Analysis Sustainably, UKR Journal of Economics, Business and Management, 2(3), 2026, 141~146, DOI: <https://doi.org/10.5281/zenodo.19364820>
18. Run Xu, Zhenguo Li, Wanhao Wu, Xianglan Piao, Changfu Jin, An Innovation Research on the Cities GDP per capita Status in Chinese Jilin Province & ACM AM Turing Award Honors for the Foundational Contributions to Quantum Information Science Sustainably, UKR Journal of Economics, Business and Management, 2(3), 2026, 131~135, DOI: <https://doi.org/10.5281/zenodo.19396113>
19. Run Xu, A New Study on Proceeding Guangdong Cities GDP per capita and China & Mongolia GDP per capita Variations Sustainably, UKR Journal of Economics, Business and Management, 2(4), 2026, 39~43, DOI: <https://doi.org/10.5281/zenodo.19456229>
20. Run Xu, A New Study on Proceeding Nations' Goods Exportation Changes & Hebei Top Cities GDP Analysis Sustainably, UKR Journal of Economics, Business and Management, 2(4), 2026, 34~38, DOI: <https://doi.org/10.5281/zenodo.19455646>
21. Run Xu, An Innovation Study for Hebei Cities GDP Analysis & 2020~2024 Universities Staff & Faculty on Scientist by Sustainability, UKR Journal of Economics, Business and Management, 2(4), 2026, 29~33, DOI: <https://doi.org/10.5281/zenodo.19455498>
22. Run Xu, Zhenguo Li, Xianglan Piao, Guanghui Yu, Sugun Lim, Changfu Jin, Wanhao Wu, An Innovation Study for the Henan Cities GDP Changes and China & Canada, West Germany & East Germany GDP Analysis and Hebei Cities GDP Status on Scientist through Sustainability, UKR Journal of Economics, Business and Management, 2(4), 2026, 22~28, DOI: <https://doi.org/10.5281/zenodo.19455098>
23. Run Xu, Zhenguo Li, An Innovation Searching for Analyzing the "China Triangle" Cities Economy Data Changes & Spain & Jiangsu Cities GDP through Sustainability, UKR Journal of Economics, Business and Management, 2(3), 2026, 101~105, <https://doi.org/10.5281/zenodo.19160354> **Impact factor: 4.33**
24. Run Xu, Zhenguo Li, An Innovation Research to Analyze the Henan Province Cities & Hebei and Anhui Provinces GDP & China India & US Nations' GDP through Sustainability, UKR Journal of Multidisciplinary Studies, 2(3), 2026, 68~72
25. Run Xu, Zhenguo Li, An Innovation Research of Analyzing the World Nations Military Rate with GDP & Tsinghua University Study Abroad Rate in 2016~2025 & Mumbai & Henan Province Cities GDP Sustainably, UKR Journal of Multidisciplinary Studies, 2(3), 2026, 73~77